




Usage : Pour savoir quelle heure il est

<https://hdl.handle.net/1874/422333>

A musical staff with a treble clef and a key signature of one flat (B-flat). The notes are: I (G4), A (A4), S (B-flat4), O (C5), N (B-flat4), D (A4). Below the staff, the letters I, M, A, M, F, I are written in a staggered fashion, corresponding to the notes above.

A diagram of a stringed instrument fretboard, likely a lute or guitar, with 11 frets. The frets are numbered 4 through 11 along the top edge. Below the fretboard, a series of vertical lines represent strings, numbered 8 through 1 from left to right. The diagram shows the fret positions for the notes of the 'I AM SON OF MARY' melody.

Fret	String
4	8
5	7
6	6
7	5
8	4
9	3
10	2
11	1



4

U S A G E

Pour savoir quelle heure il est.

IL faut faire couler la ceinture de soye sur le tantième du mois que l'on est, en haut, ou en bas, puis lever la pinulle qui est à gauche en tenant ledit Cadran pendu par son pendant, tournant le côté de la pinulle vers le Soleil, & remarquer où passera l'ombre du haut de ladite pinulle, sur la ceinture, sera l'heure qu'il est.

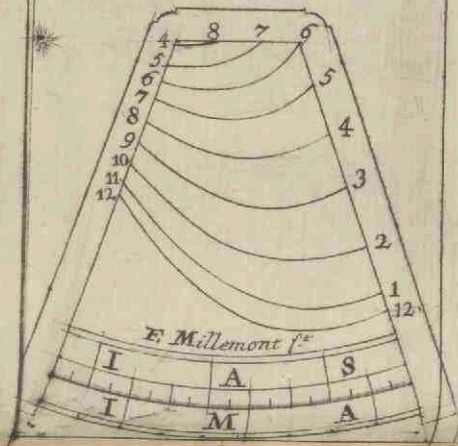
Fait à la Haye, par E. Millemont.

1820

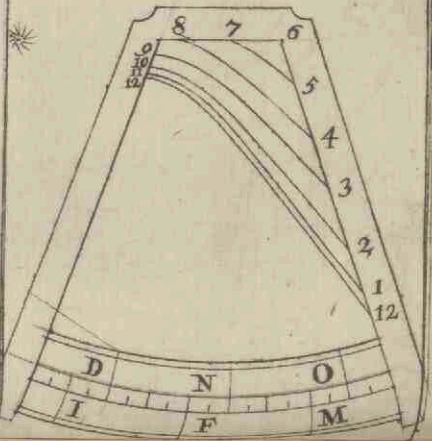
The first of the year
was a very cold one
and the snow lay
on the ground for
many days. The
winter was very
severe and the
people suffered
much from the
cold.


1820

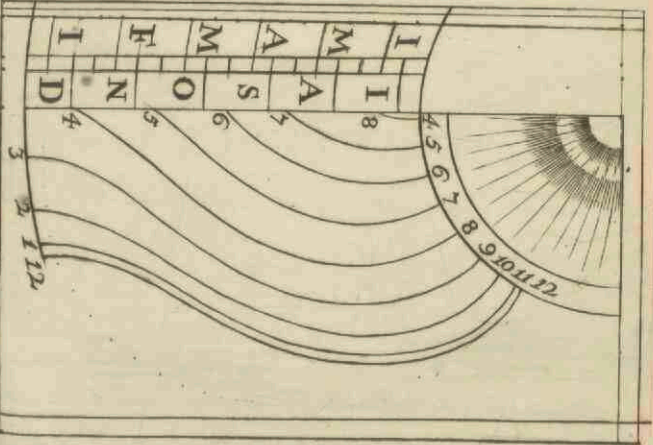
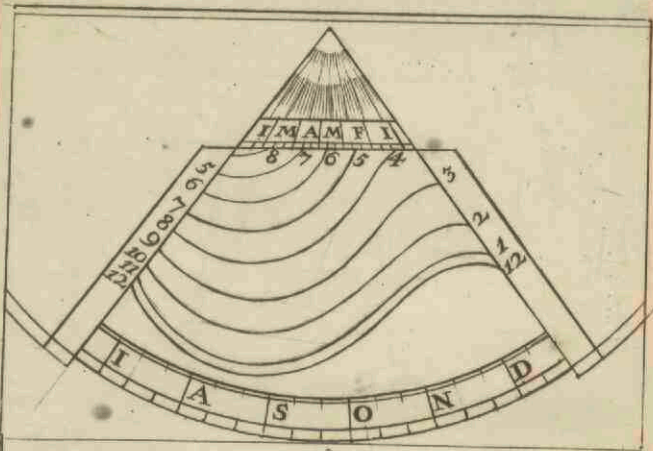
Été
Sommer




Hiver
Winter

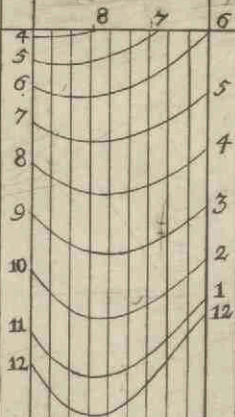




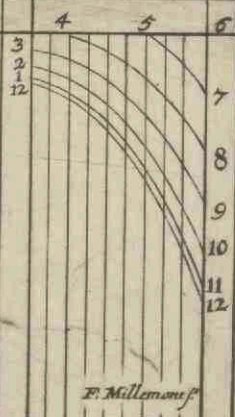




Somer



Winter



F. Millonouff

Ete

I M A
I A S

Hiver

I F M
D N O

