



Cours d'architecture, ou traité de la décoration, distribution & construction des bâtiments

<https://hdl.handle.net/1874/42448>

Rar
R
Blondel

PLANCHES ¹¹
POUR LE CINQUIÈME VOLUME
DU COURS
D'ARCHITECTURE,
COMMENCÉ

PAR feu J. F. BLONDEL,
ET continué par M. PATTE.



A PARIS,
Chez la Veuve DESAINT, Libraire,
rue du Foin-Saint-Jacques.

M. DCC. LXXVII.

Avec Approbation, & Privilège du Roi.

AVIS AU RELIEUR.

LE RELIEUR prendra soin de mettre toutes les Planches du V^e & VI^e Volumes de suite, & de séparer celles du VI^e Volume par le Titre qui les annonce; lequel Titre doit être placé entre les Planches LXXXV & LXXXVI.

Il aura l'attention de surgetter ou de coudre ensemble, à côté les unes des autres, les Planches simples par cahiers de 4 ou 5 planches, & d'ajouter un onglet à chaque cahier, pour remplir le dos du Livre, mais sans le faire sortir aucunement.

Les Planches doubles seront disposées pour sortir en partie hors du Livre, & peuvent être ployées par une de leurs extrémités, de manière à n'avoir pas besoin d'onglets.

La Planche CXI fera ployée sur la hauteur en trois parties, & en deux sur la largeur, de façon à pouvoir être rognée seulement par le haut & le bas.



DIFFERENTS PROFILS DE PORTES A PLACARD.

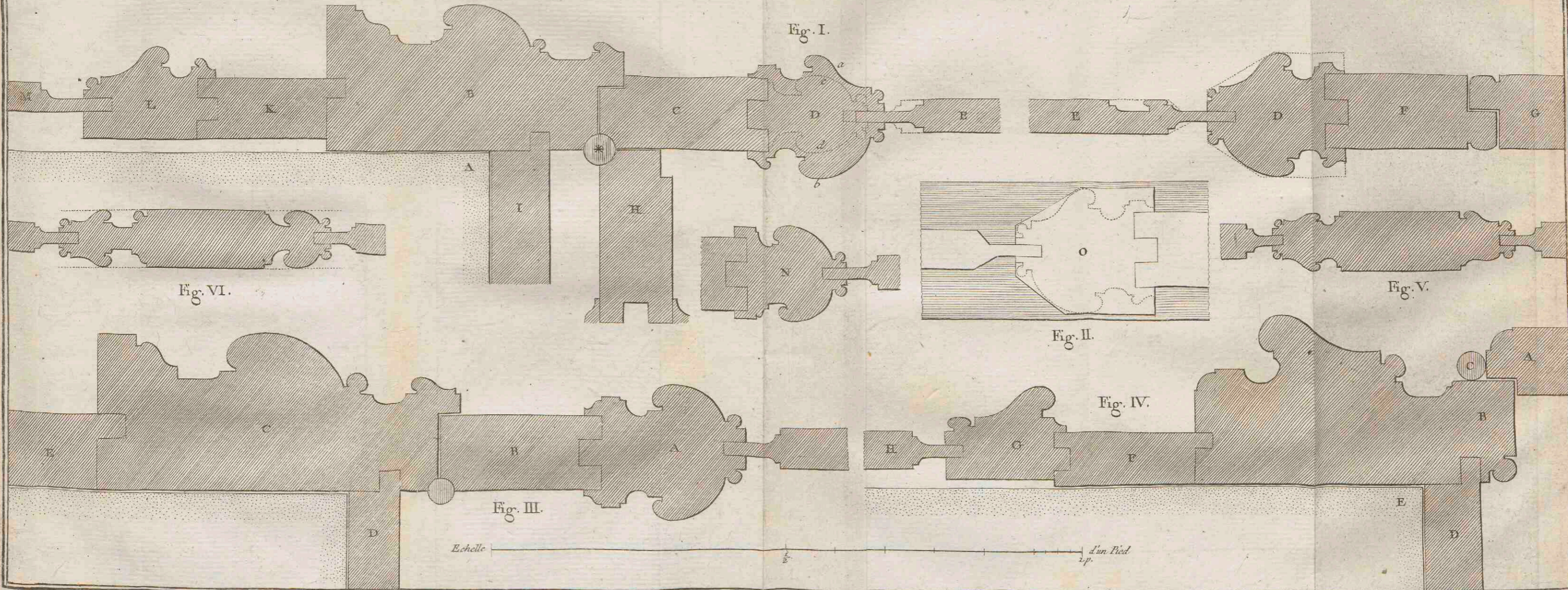


Fig. VI.

Fig. I.

Fig. V.

Fig. II.


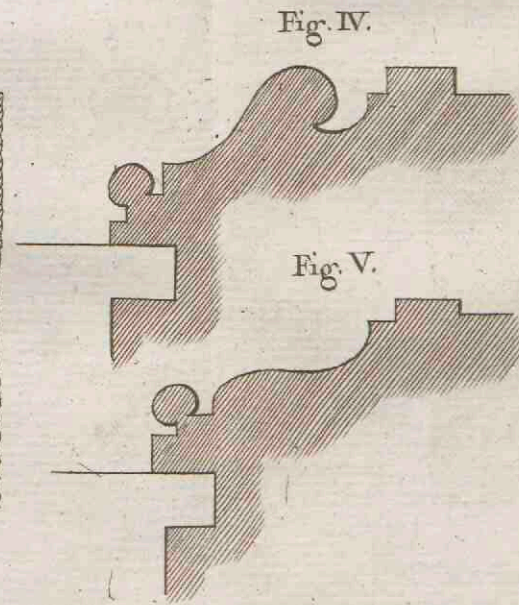
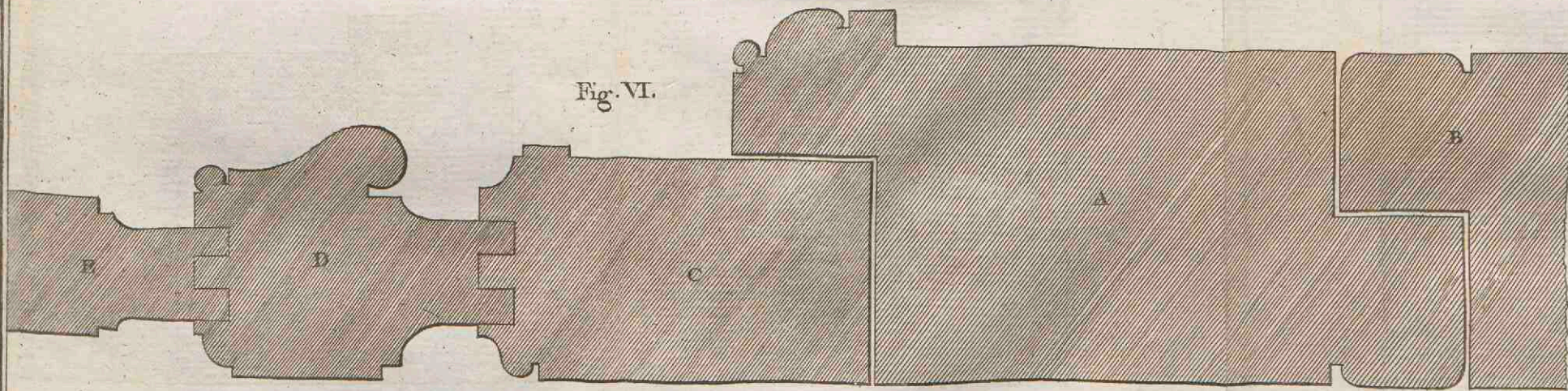
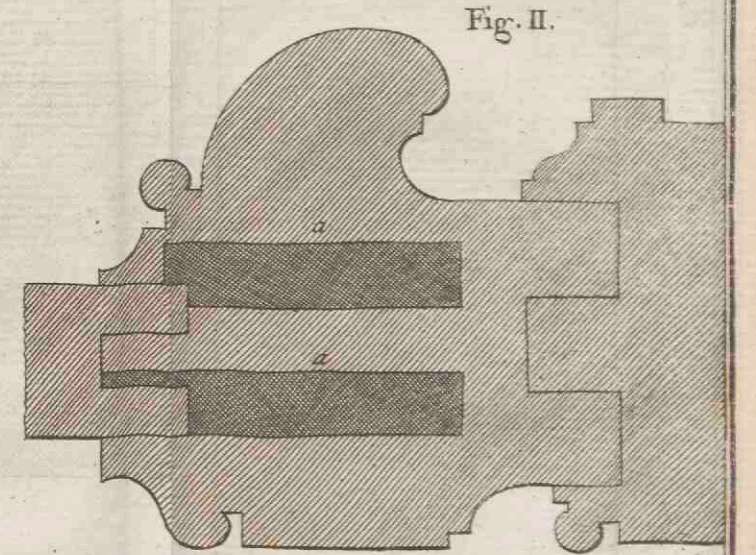
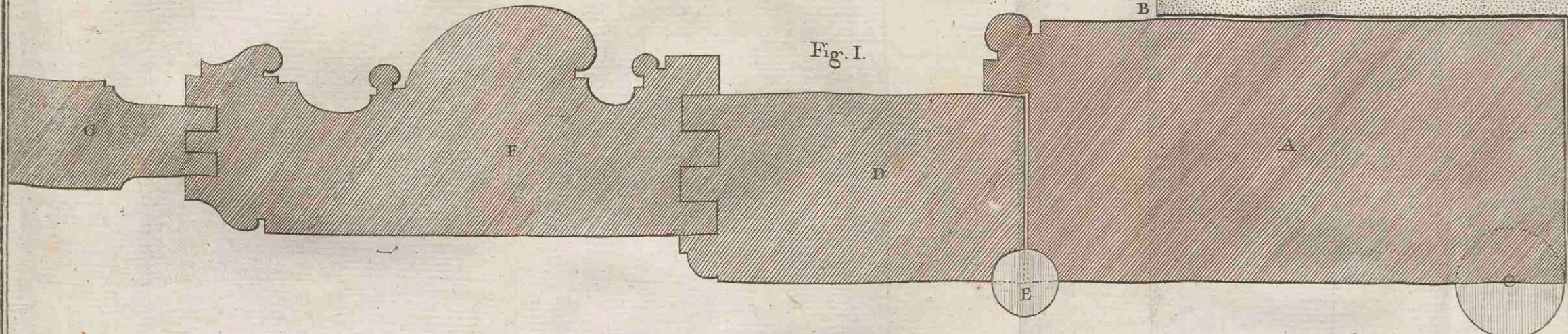
Fig. IV.

Fig. III.

Echelle

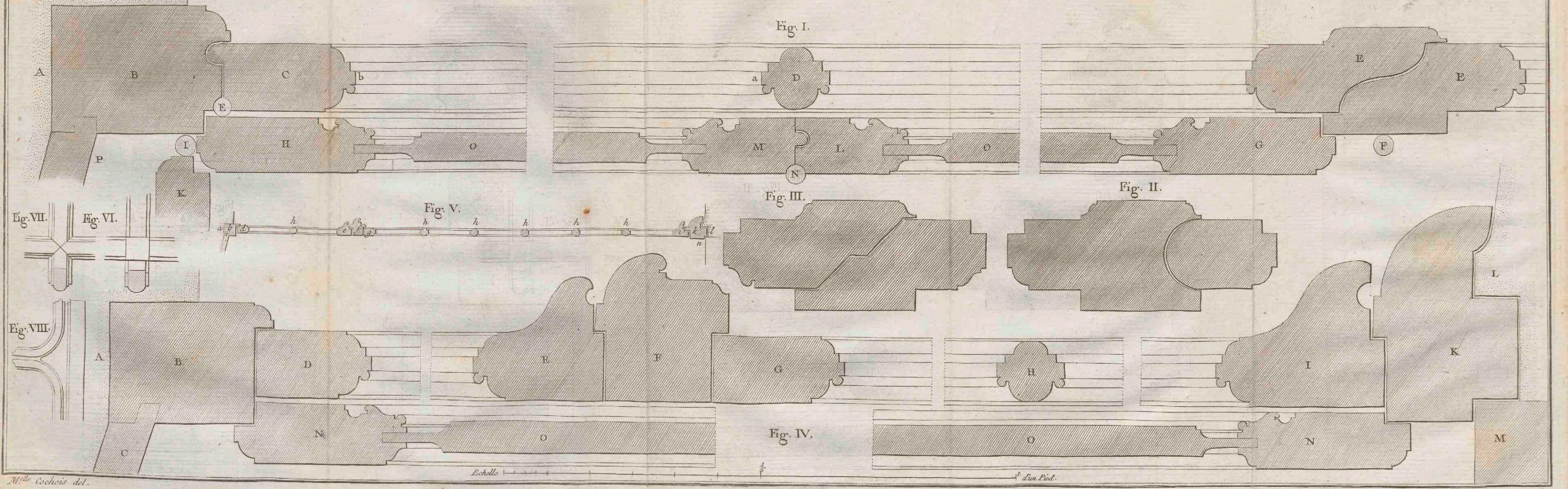
d'un Pied 1/2

DIVERS PROFILS POUR LES CADRES DES GUICHETS DES PORTES COCHERES.



Echelle |-----| d'un Pied

DIVERS PROFILS ET DÉVELOPPEMENTS, CONCERNANTS LES CROISÉES DE MENUISERIE.



M^{lle} Cochois del.

et Sculp.

DIVERS PROFILS CONCERNANT LES LAMBRIS DE HAUTEUR ET LES LAMBRIS D'APPUI.

Fig. I.

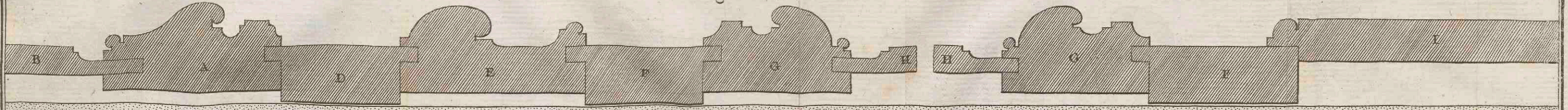
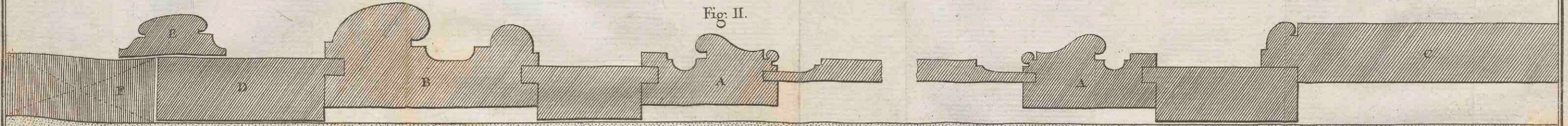


Fig. II.

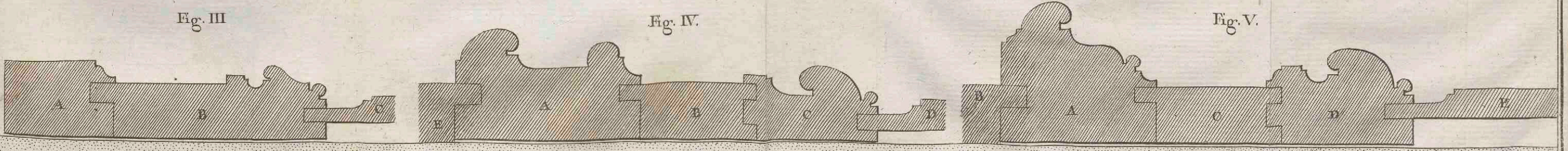


Echelle |-----| $\frac{1}{2}$ |-----| $\frac{1}{2}$ |-----| d'un Pied.

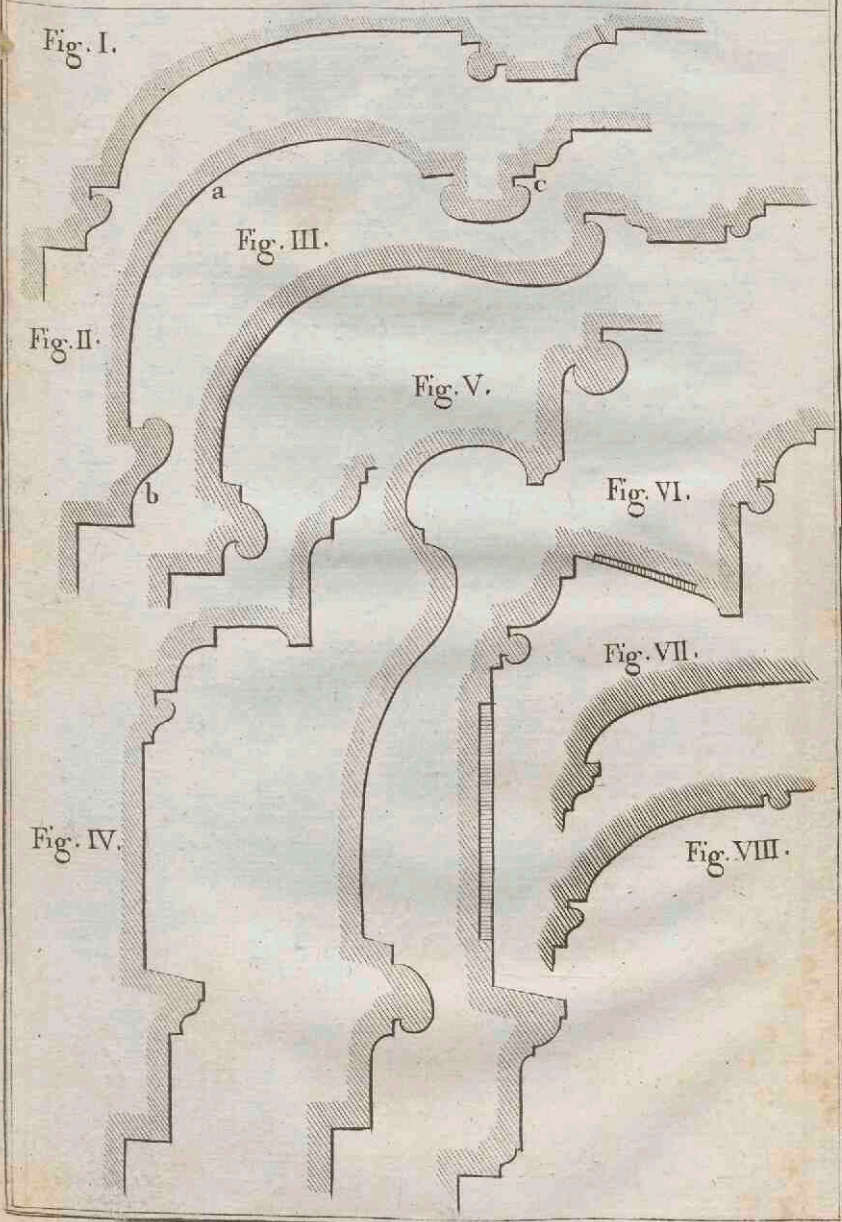
Fig. III.

Fig. IV.

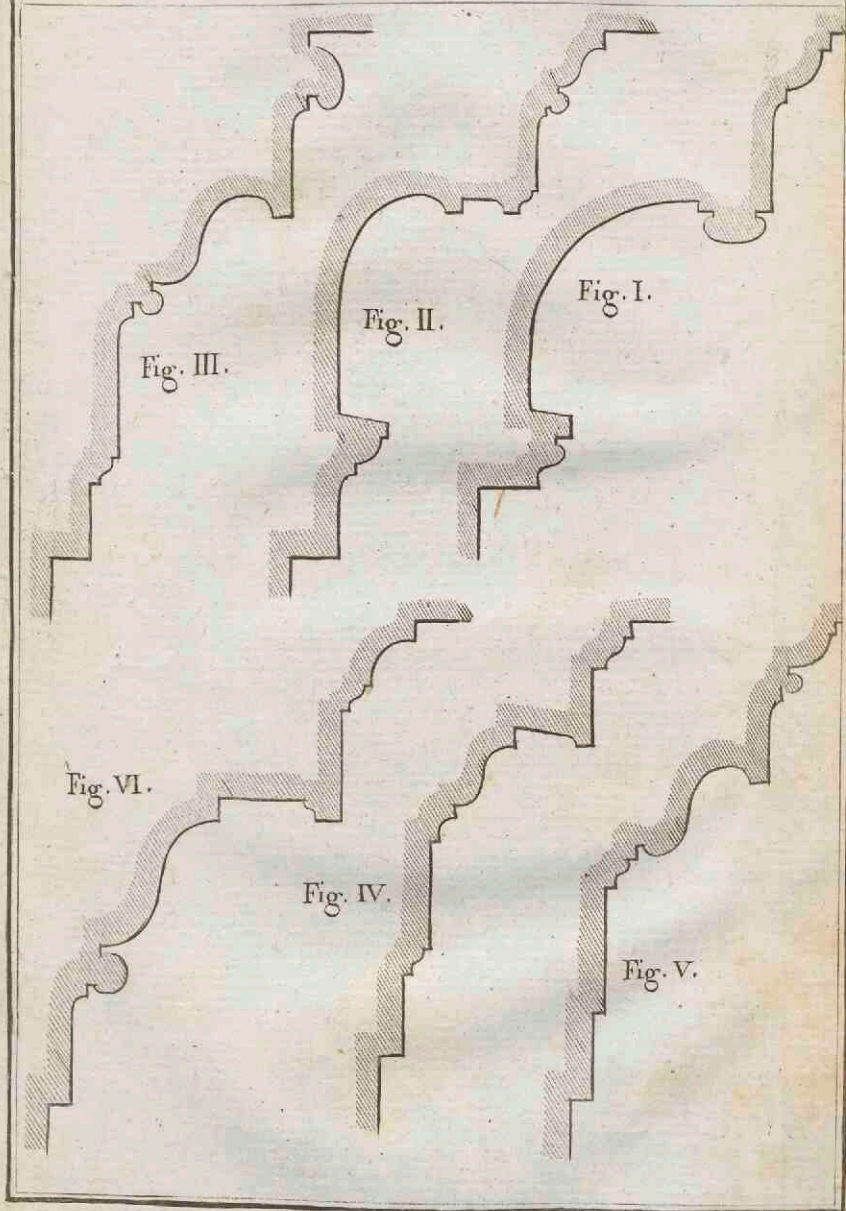
Fig. V.



PROFILS DE CORNICHES EN PLÂTRE POUR LES PETITS APPARTEMENTS.



PROFILS DE CORNICHES EN PLÂTRE, POUR LES MOIENS APPARTEMENS



PROFILS EN PLATRE POUR LES GRANDS APPARTEMENS.

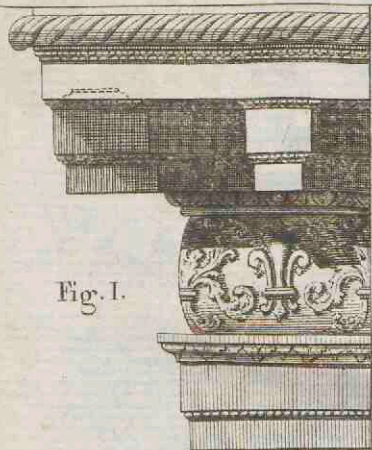


Fig. I.




Fig. II.

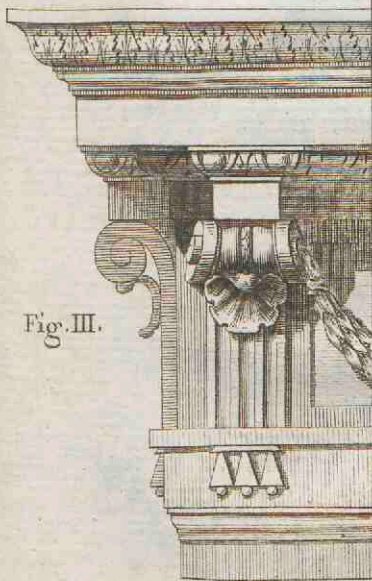


Fig. III.







Fig. IV.

PORTE A PLACARD ORDINAIRE.




l'echelle de 1 2 3 4 5 Pieds

Patte del.

de la Gardette Sculp.

PORTE A PLACARD DANS UNE ARCADE .



Echelle de

1

2

3

4


5

Pieds

Palte inv.


de la Gardette Sculp.

COURONNEMENT D'UNE PORTE A PLACARD



Echelle de 1 2 3 4 Pieds.

AUTRE COURONNEMENT D'UNE PORTE A PLACARD.



Echelle de

Pieds


Inventé par P. Palte.

Gravé par N. Ransonnette P.^{re} Graveur de Monsieur frere du Roi.

CROISÉE QUARRÉE ET A BANQUETTE.

Fig. I.

Fig. II.



Echelle de 1 2 3 4 5 Pieds

Platte inv.

de la Gardelle Sculp

PORTES CROISEES RONDE ET QUARREE AVEC UNE IMPOSTE.

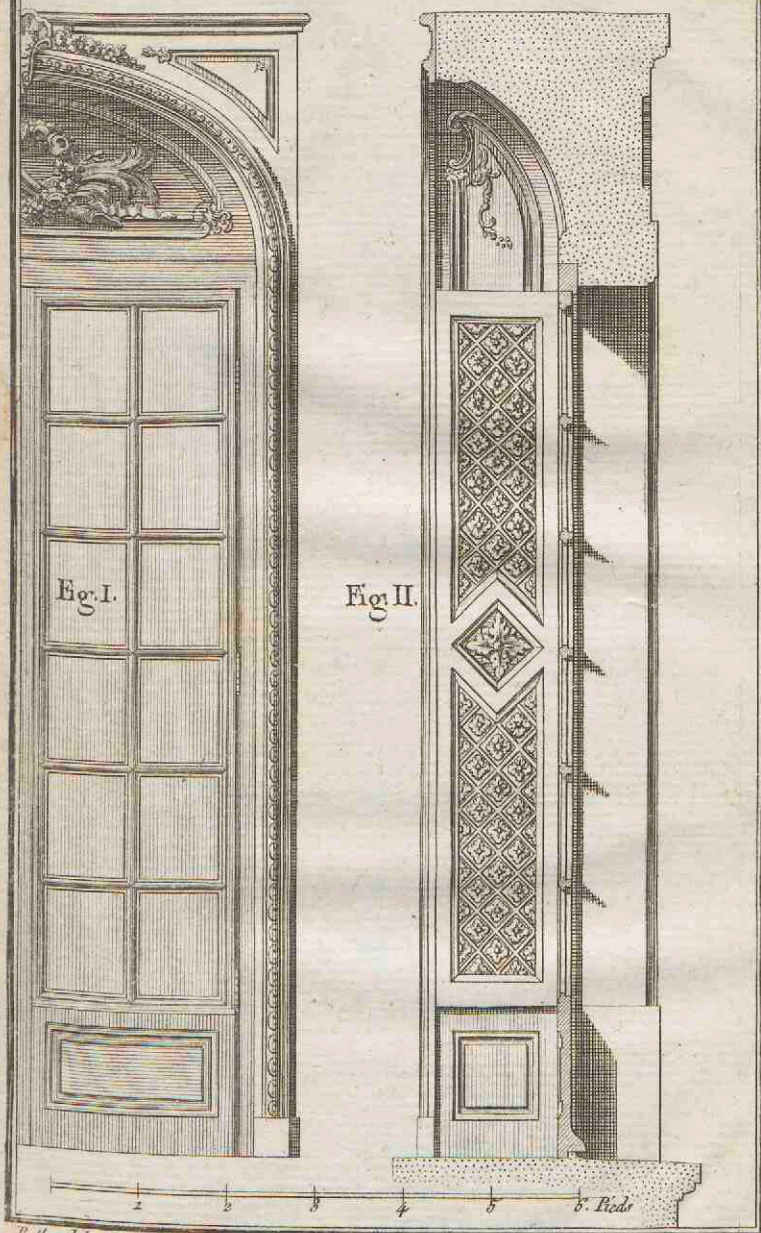


Echelle de 1 2 3 4 5 6 Pieds

Platte del.

de la Bordette Sculp.

PORTE CROISEE AVEC UNE VOUSSURE ET SANS IMPOSTE.



Salte del.

de la Gardette Sculp.

PLANS DÉVELOPPÉS DE LA MOITIÉ D'UNE PORTE A
PLACARD ET D'UNE CROISÉE.

Fig. I.


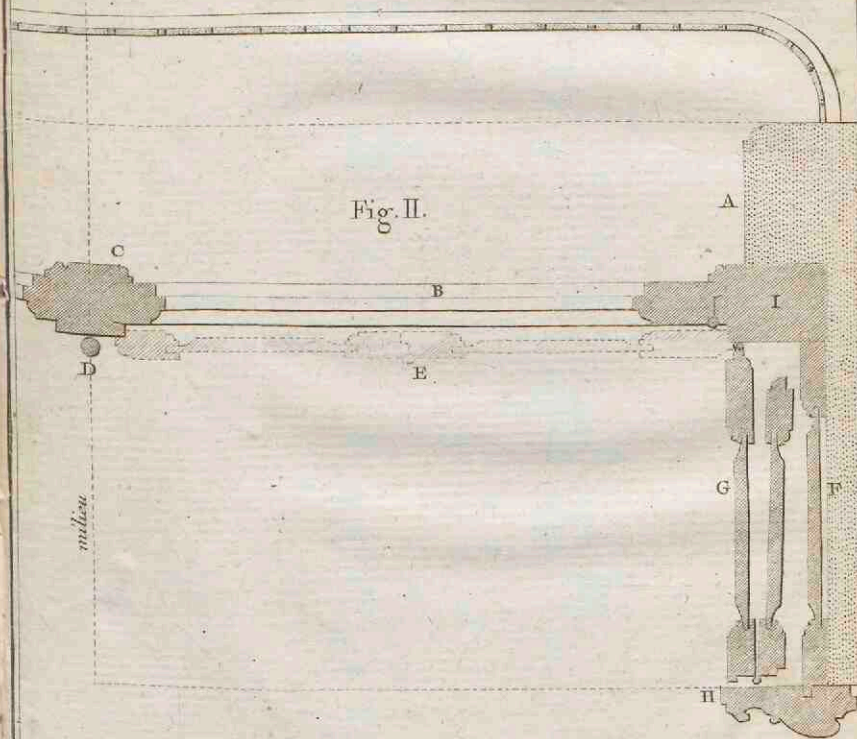



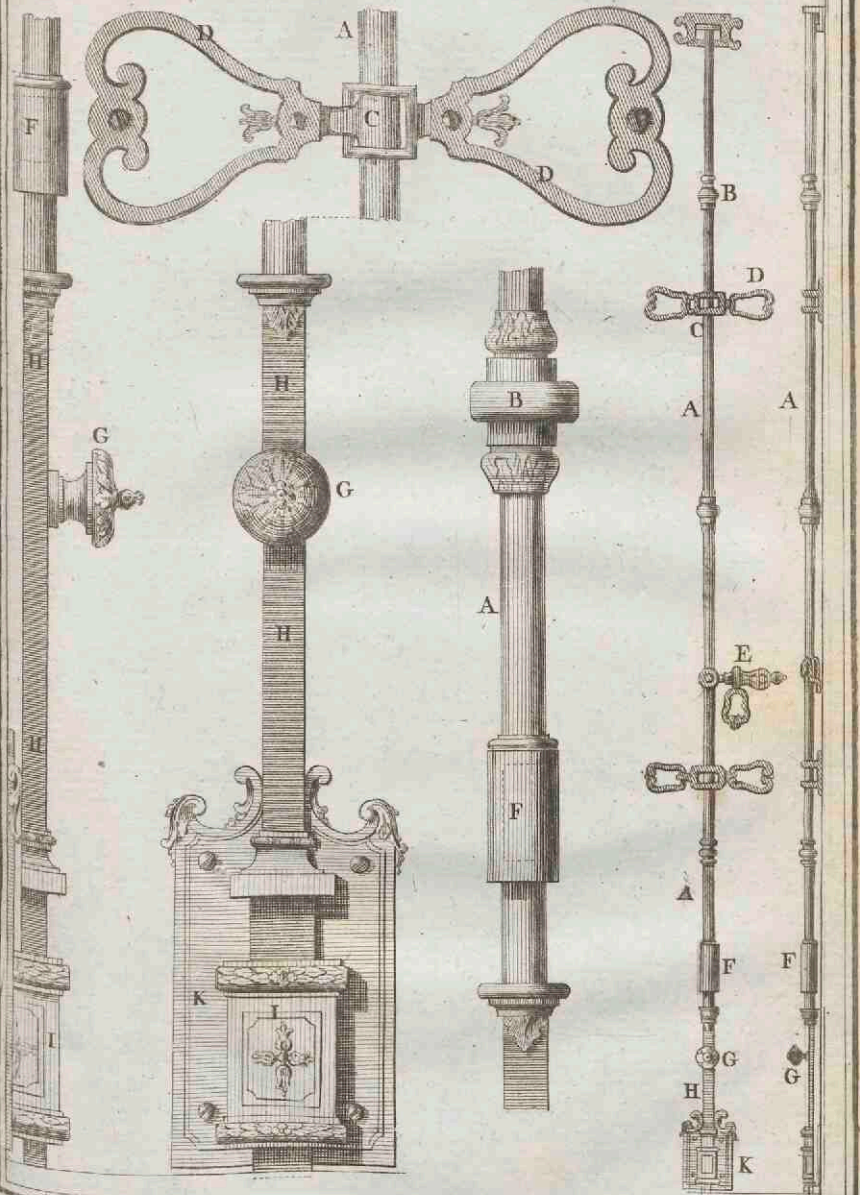
Fig. II.



ORNEMENS DES FERRURES DES PORTES A PLACARD.




ORNEMENS DES FERRURES D'UNE CROISEE.




CHAMBRANLE DE CHEMINÉE.

Fig. I.



PLAN DE LA TABLETTE.


Fig II.



PLAN DE LA TABLETTE.

Echelle de 1 2 3 4 Pieds

DÉCORATION D'UNE CHEMINÉE.




Echelle de 1 2 3 4 5 6 Pieds.

Patte del.

de la Gardette Sculp.


AUTRE DÉCORATION D'UNE CHEMINÉE.



Plan de la Tablette.

Echelle de 1 2 3 4 5 6 Six Pieds


DECORATION D'UN POELE DANS UNE NICHE.



Patte del.

le Roi Sculp.


DÉCORATION D'UN LAMBRIS DE HAUTEUR.



Echelle de 1 2 3 4 5 6 Pieds
 Partie det.

de la Gardette Sculp.

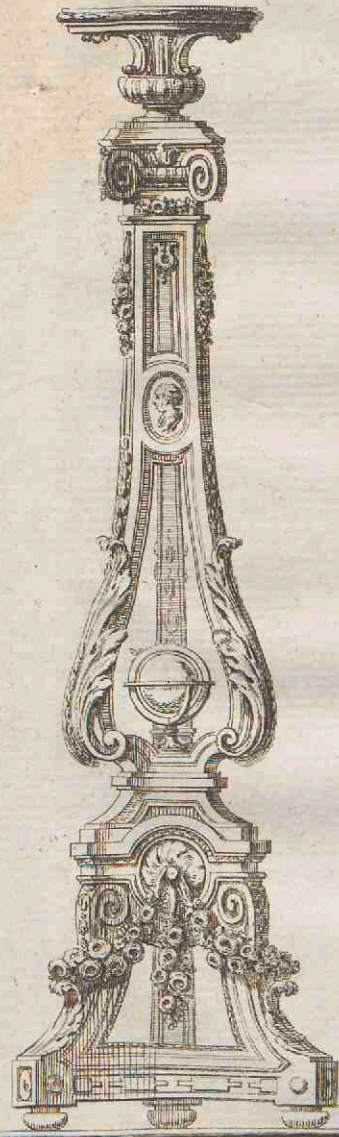
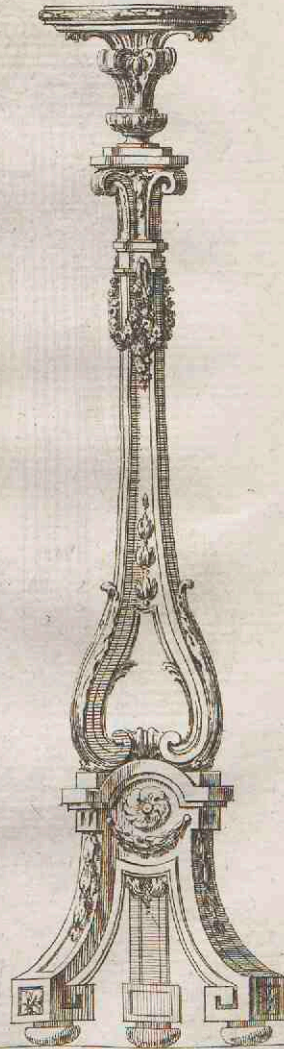
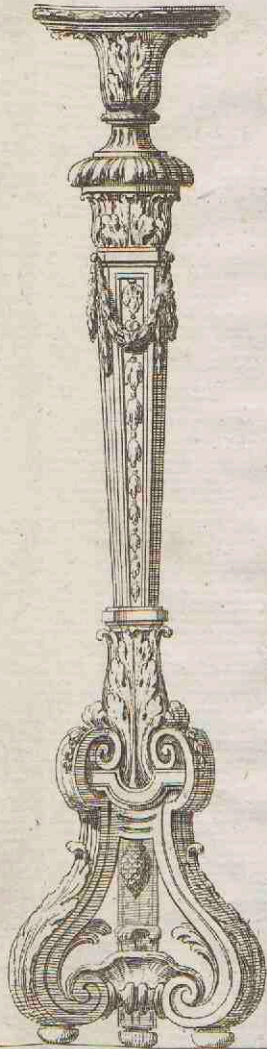

AUTRE DÉCORATION D'UN LAMBRIS DE HAUTEUR.



Patte del.

de la Gardette Sculp.

DIFFERENS DESSEINS DE TORCHIERES.



Blondel del.

Le Roy Sculp.


DESSEINS DE PLAFONDS.



Blondel del.


J. B. Richard Sculp.

DESSEIN D'UN PLAFOND
DANS LE GOUT MODERNE.



Blondel del.


J.B. Richard Sculp.



Blondel del.

le Roy Sculp.


PLAFOND D'UNE GALLERIE.



AUTRE GRAND PLAFOND DANS LE GENRE ANTIQUE.



Echelle de




2

2 Toises


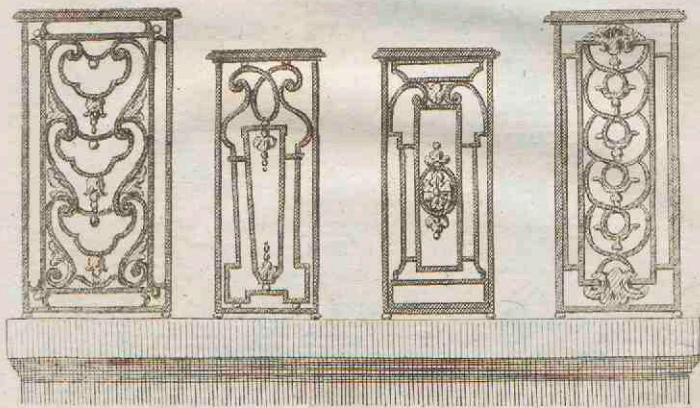

Blondel del.

le Roy Sculp.




DIFFERENS DESSEINS DE FRISES IMITÉS DES MEILLEURS EXEMPLES ANTIQUES.




DESSEINS DE PANAUX ET DE PILASTRES DE SERRURIE.



DIFFERENS DESSEINS DE BALCONS.



GRILLE A HAUTEUR D'APPUI SERVANT D'ENTRÉE AU CHOEUR DE L'EGLISE DE S. GERMAIN L'AUXER^{OIS}.




Moitie' du Plan de la Grille.

Echelle de

1 2 3 4 5 6. pieds

GRILLE SERVANT D'ENTREE AU CHOEUR DE L'EGLISE DE S. ROCH.




Plan de la Grille.

Echelle de



6 Pieds.

RAMPE DE L'ESCALIER DE LA REINE DANS LE CHATEAU DES TUILLERIES.

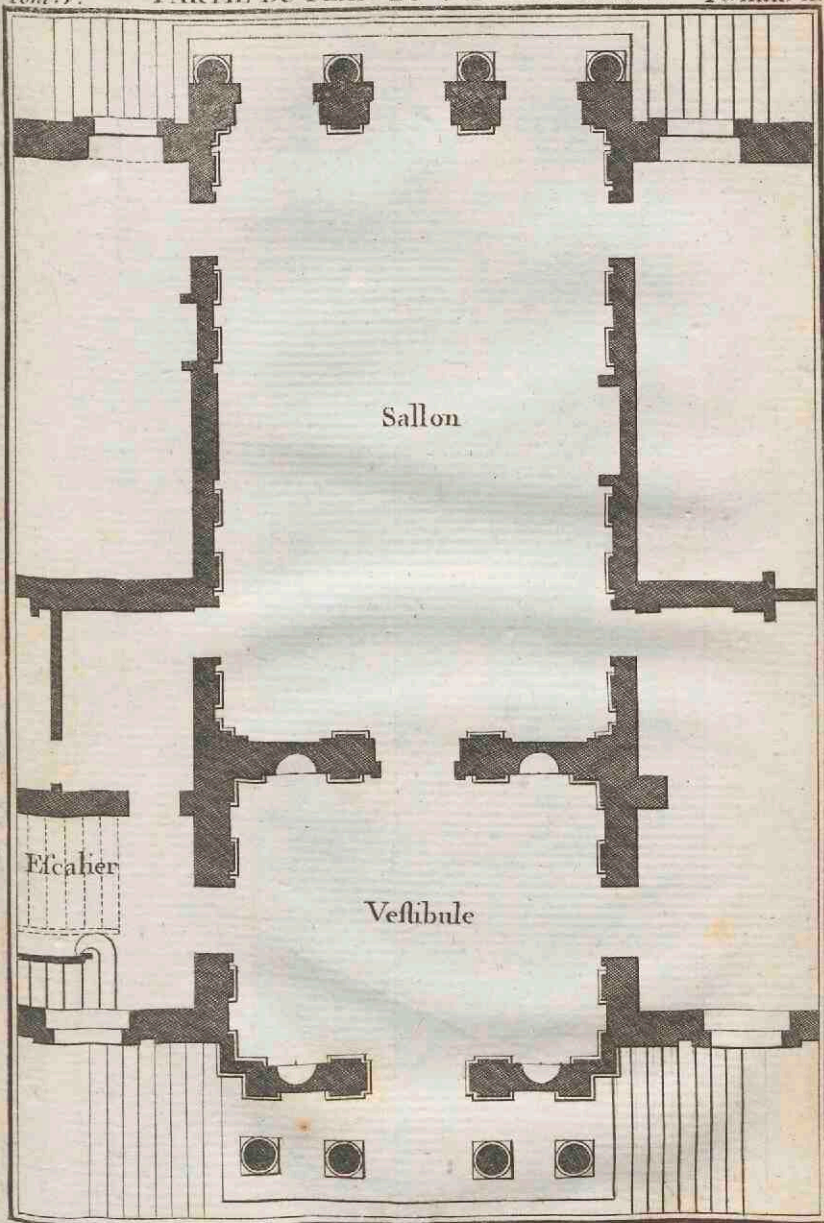


GRILLE D'ENTREE DE LA MAISON DE M D'ARGENSON A NEUILLY.



Franque Inv.

Blondel del.





Patte del.

Echelle de

1 2 3 6 9 Toises

N. Ransonnette Sculp.

DÉCORATION DU VESTIBULE DU CHATEAU D'ISSY.



Echelle de 1 2 3 4 5 6 Toises

DIFFERENS PLANS DE VESTIBULE,

Fig. I.

Fig. II.

Echelle de 1 2 3 Toises

Blondel det.

Ransonnette Sculp.

DÉCORATION D'UN VESTIBULE.



Echelle de

2


2

à Toises

Blondel del. inv.

Sellier Sculp.

AUTRE DÉCORATION D'UN VESTIBULE.



Echelle de




3 Toises

Blondel inv.

Sellier Sculp.

PLAN D'UNE ANTICHAMBRE SERVANT DE SALLE.
A MANGER.



Echelle de 1 2 3 Toises

Palte del.

Melle Cauchois Sculp.

DÉCORATION D'UNE ANTICHAMBRE SERVANT DE SALLE A MANGER.



Echelle de


1

2 Toises

Platte inv.

de la Gardette Sculp.

PLAN D'UNE SALLE DE COMPAGNIE.



Echelle de

1


2

3 Toises

Patte inv.

Melle Guichois Sculp.

DÉCORATION D'UNE SALLE DE COMPAGNIE.

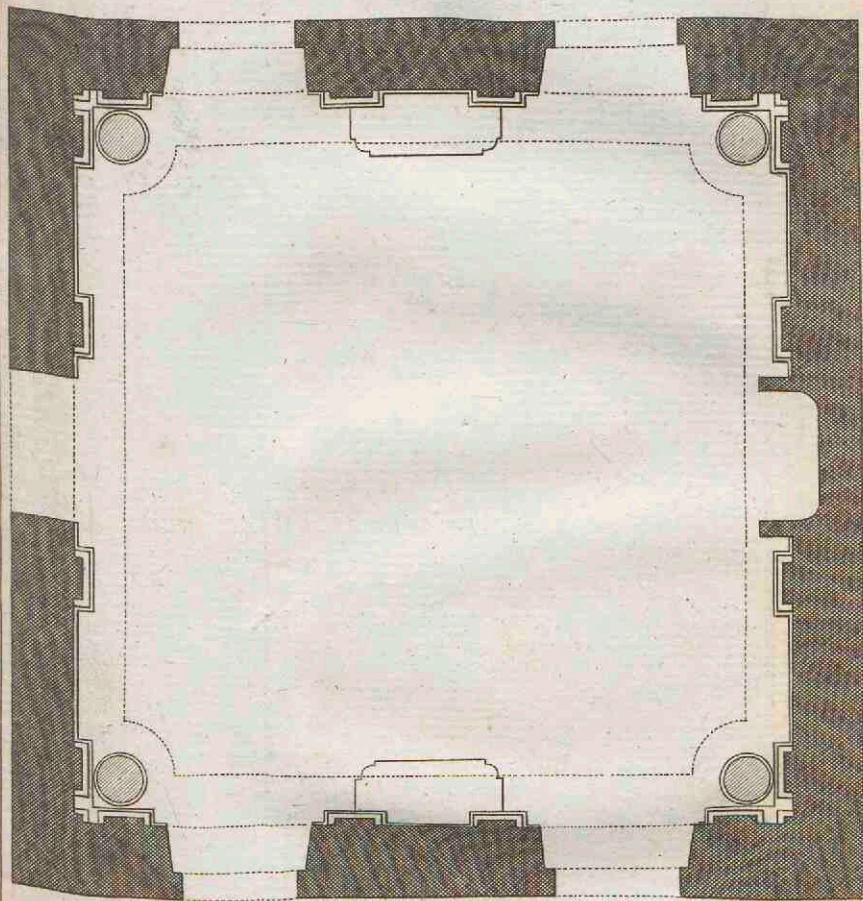


Echelle de 1 2 3 4 5 6 12 Pieds

Dessiné par P. Patte.

Gravé par N. Ramsonnet, Graveur Ord.^{re} de Monsieur.

PLAN D'UN SALLON.



Echelle de

1


2

3 Toises.

Patte Sculp.

M^{lle} Anchois Sculp.


DECORATION D'UN SALLON.



Echelle de 12 Pieds

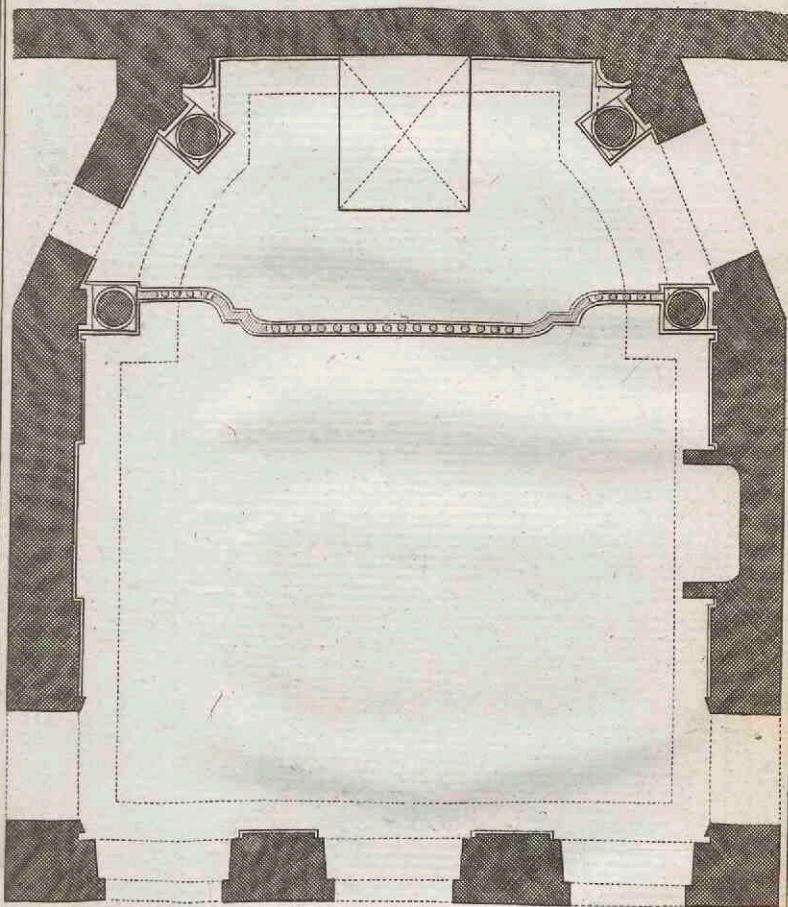


Echelle de



G. Tisser


PLAN DE LA CHAMBRE DE PARADE
DU PALAIS ROYAL.



Echelle de 1 2 3 4 Toises

Ballé del

M^{rs} Vanchois Sculp.




Echelle de

12 Pieds

Blondel del.


Le Roy Sculp.



Echelle de

12. Pieds.


DÉCORATION D'UNE CHAMBRE A ALCOVE EXÉCUTÉE A L'HOTEL DE DEUX-PONTS.



Inventé par P. Pallu.

Gravé par N. Ransonnette 2^m Graveur de Monsieur frère du Roi.

DÉCORATION DE LA GALLERIE DE L'HOTEL DE TOULOUZE VUE SUR SA LARGEUR.



Blondel del.


Echelle de



2 Toises

Le Roy Sculp.

DECORATION DE LA GALLERIE DE L'HOTEL DE TOULOUSE VUE SUR SA LONGUEUR.



Blondel del.


Echelle de



Toises

le Roi Sculp.

DECORATION DE LA GALLERIE DU PALAIS ROYAL, VUE DU COTÉ DE LA CHEMINEE.

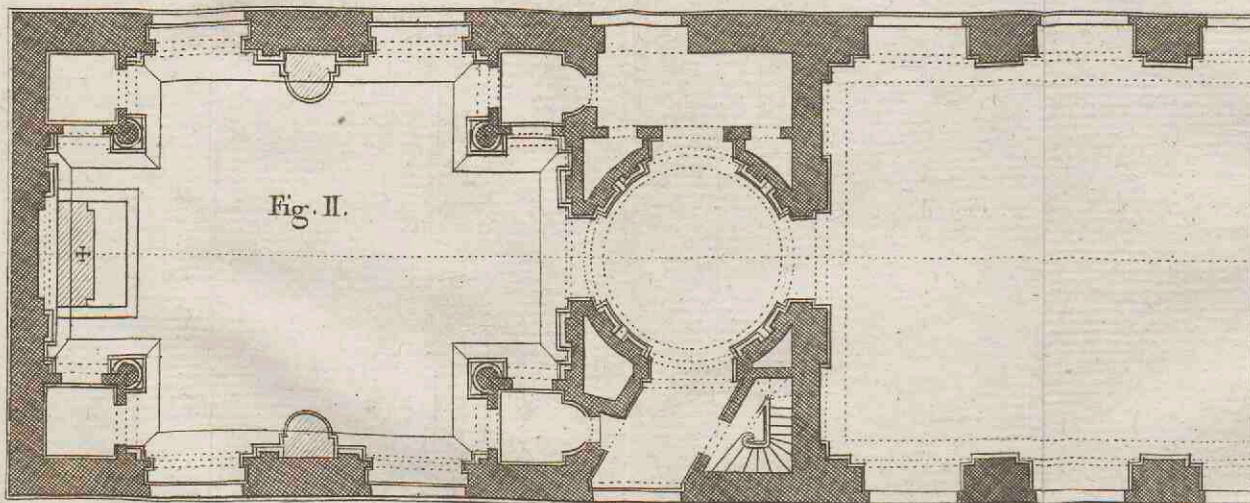
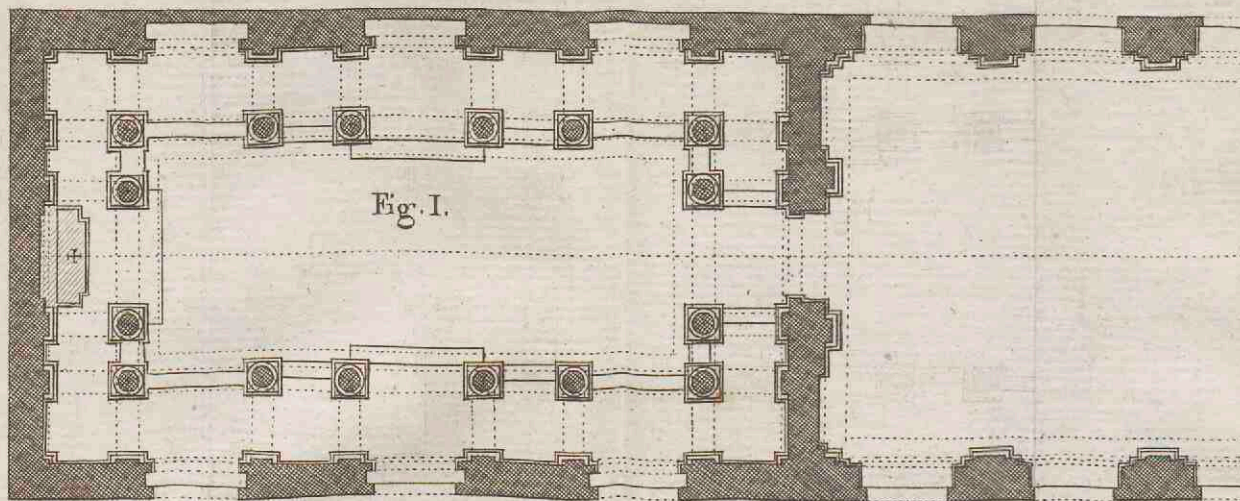


Blondel del.

Echelle de 1 2 Toises.

le Roi Sculp.

DIFFERENS PLANS DE CHAPELLE.



Echelle de 1 2 3 4 Toises.

DÉCORATION D'UNE CHAPELLE ET D'UNE GALLERIE QUI Y CONDUIT.



Blondel. del. inv.


Echelle de



6 Toises

N. Ransonnette Sculp.

DÉCORATION DU BOUT DE LA GALLERIE SERVANT D'ENTREE A LA CHAPELLE.



Echelle de

6 pi.

1


2

3 Toises

Mondel inv.

Rauvenette Sculp.

DÉCORATION D'UN AUTRE PROJET DE CHAPELLE .

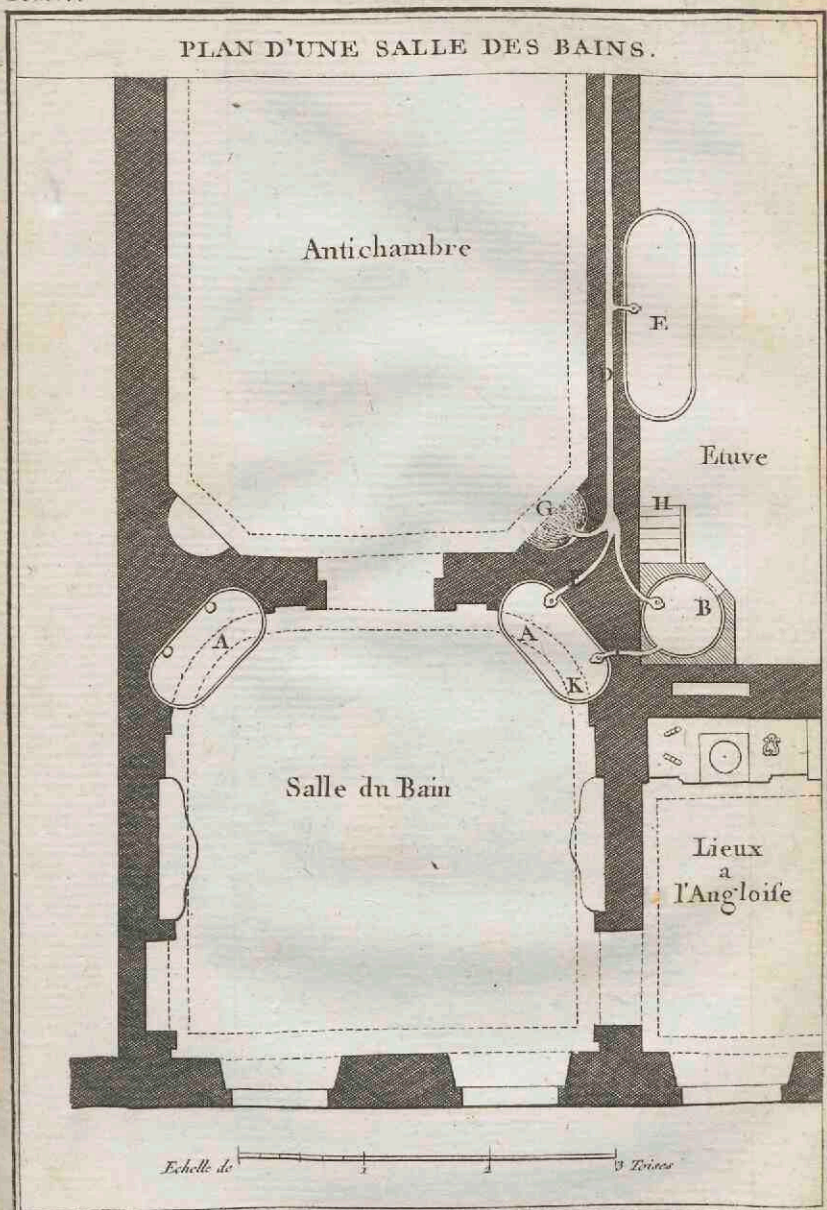


Echelle de  Toises.

Dessiné par P. Patte .

Gravé par N. Ransonnette 1^{er} Graveur de Monsieur frere du Roi .

PLAN D'UNE SALLE DES BAINS.




Blondel del.

N. Ransonnette Sculp.


Coupe suivant la Longueur.

Fig. III.



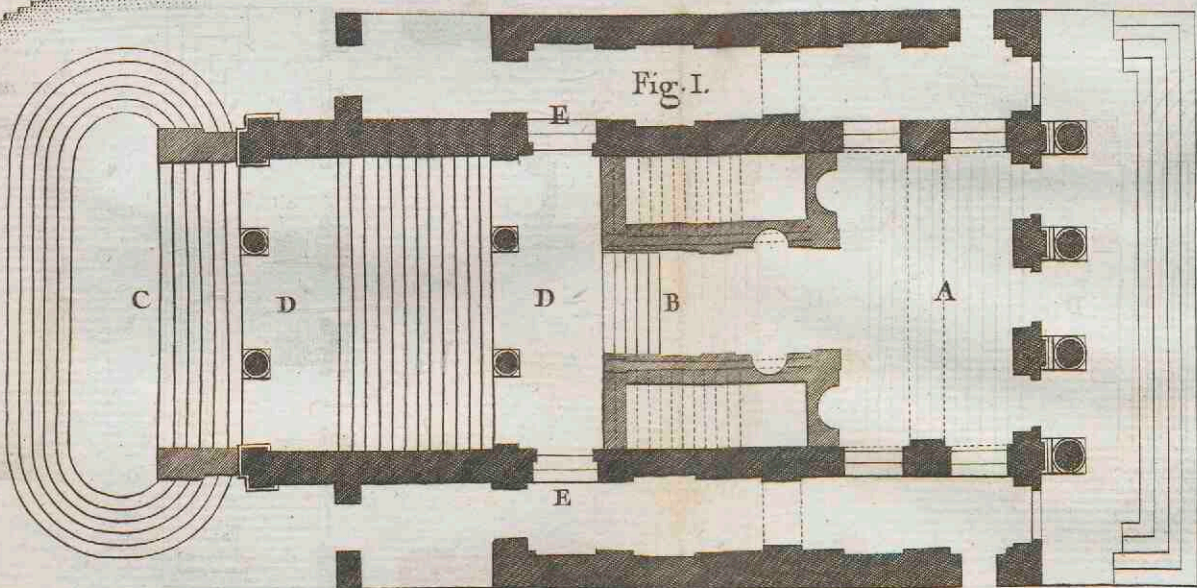
Coupe suivant la Largeur.

Fig. IV.



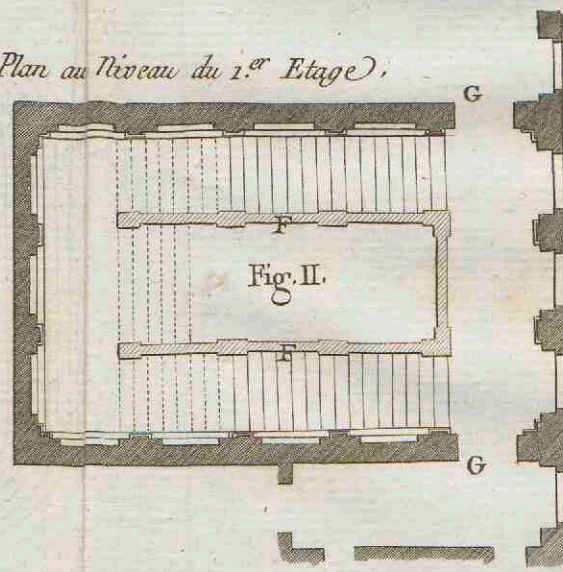
Plan au Niveau du Rez-de-Chaussée.

Fig. I.



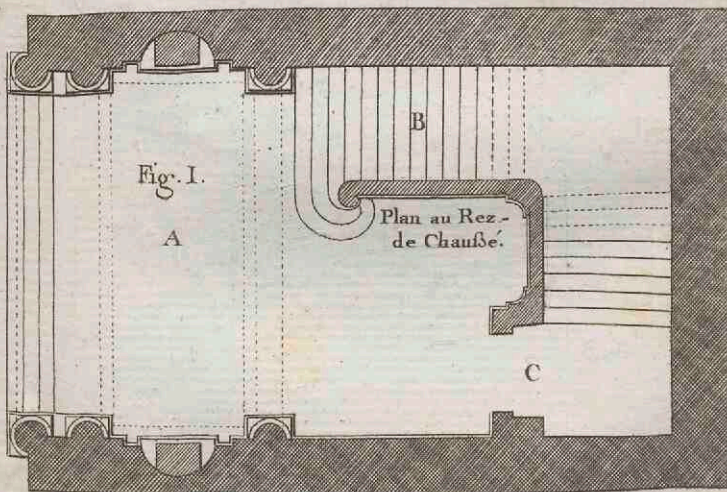
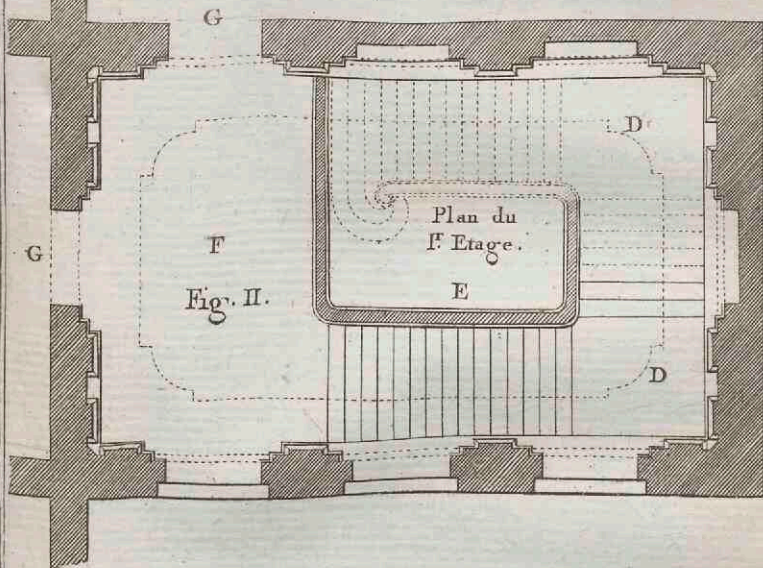
Plan au Niveau du 1.^{er} Etage.

Fig. II.



Echelle de 0 10 20 Toises

PLAN D'UN ESCALIER POUR UN HOTEL ORDINAIRE




Echelle de 1 2 3 4 Toises

Platte inv

de la Gardette Sculp.

COUPE SUR LA LONGUEUR,
DE L'ESCALIER.



Echelle de 1 2 3 4 Toises

DIFFERENTES CONSTRUCTIONS .

Fig. II.

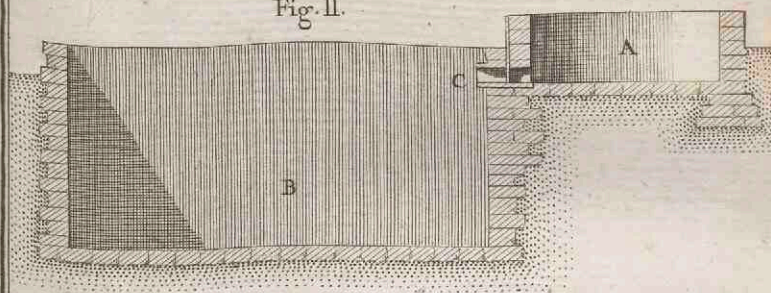


Fig. I.

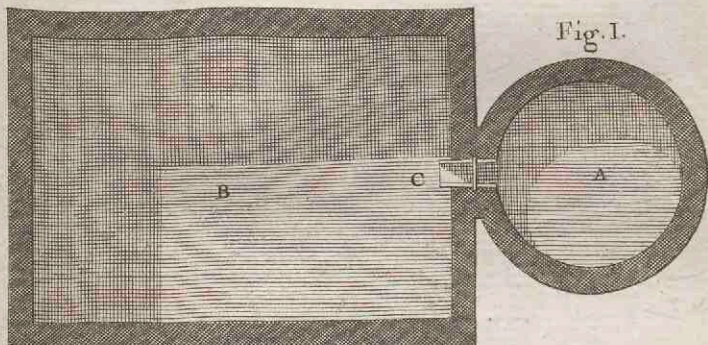


Fig. V.



Fig. IV.



Fig. III.



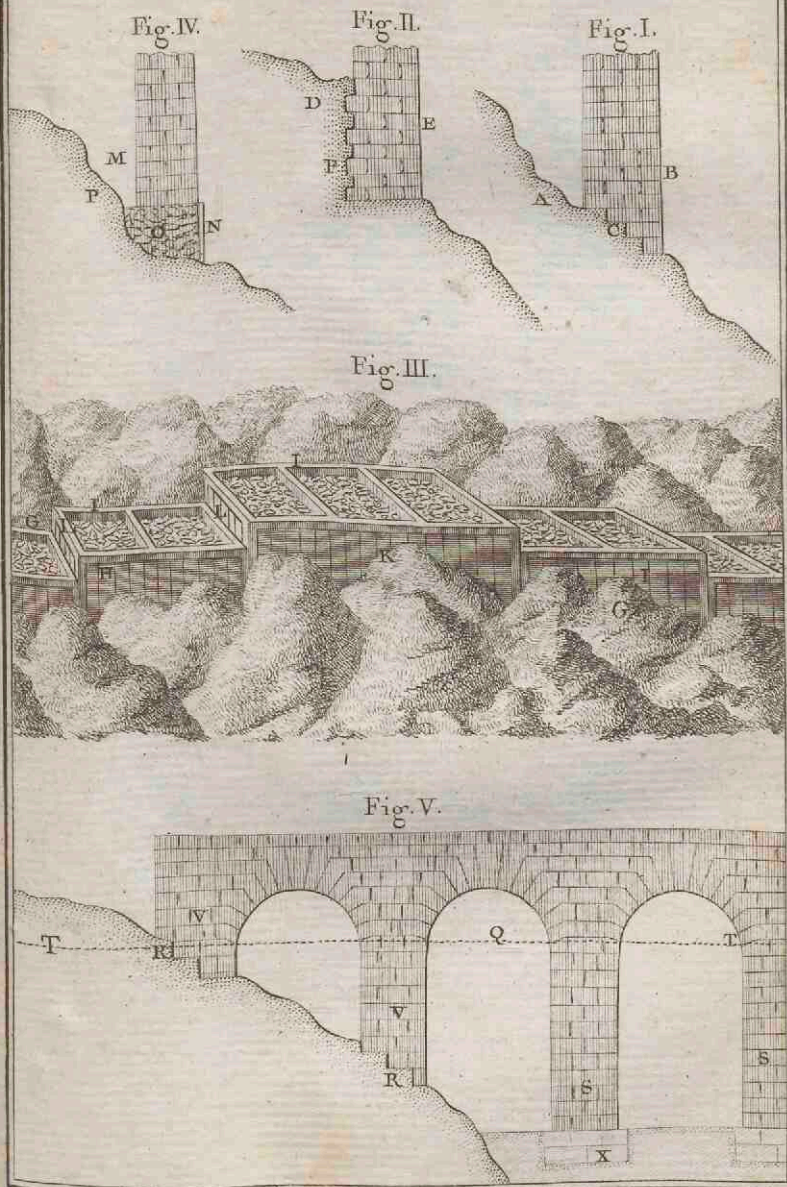


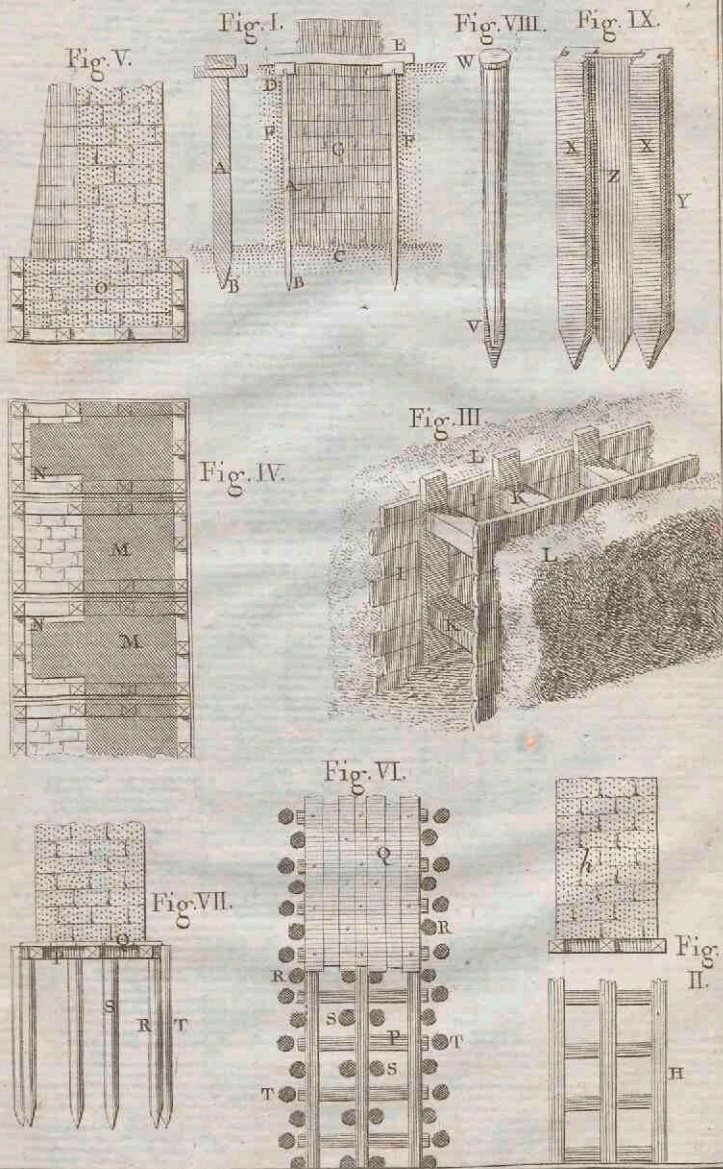
Fig. VI.



CONSTRUCTION DES FONDEMENTS D'UN BATIMENT.



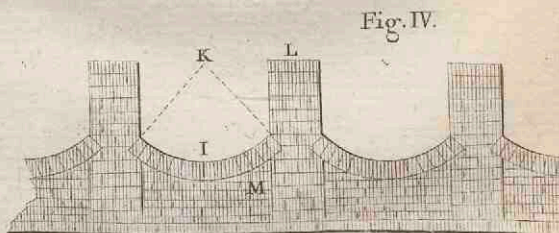

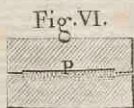
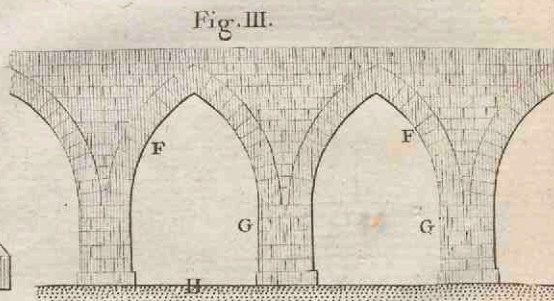
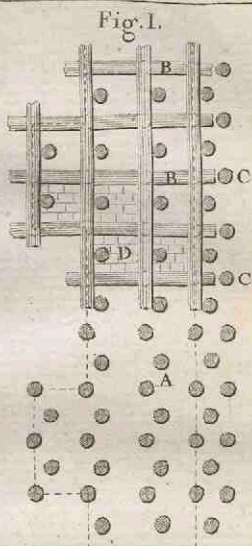
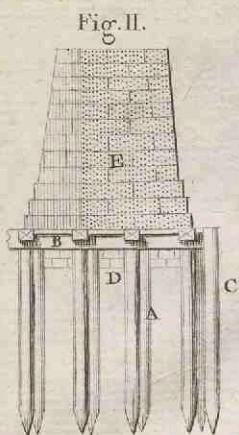
CONSTRUCTION DES FONDEMENTS.



Deſſiné par P. Patto.

Gravé par N. Ransornette, Graveur Ord.^{re} de Monsieur.

CONSTRUCTION DES FONDEMENTS.



CONSTRUCTIONS DES ANCIENS.

Fig. II.




Fig. I.




Fig. IV.



Fig. III.




Fig. VI.





Fig. V.



CONSTRUCTIONS DES ANCIENS.

Fig. VIII.

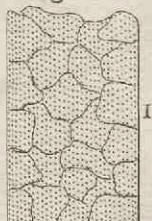


Fig. VII.




Fig. X.




Fig. IX.

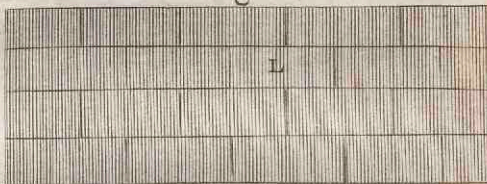


Fig. XII.




Fig. XI.

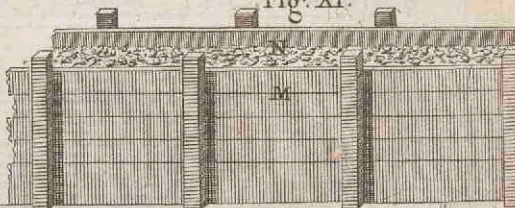


Fig. XIV.


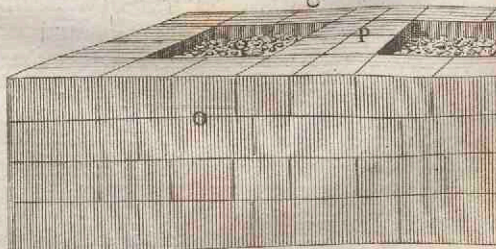
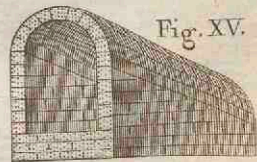
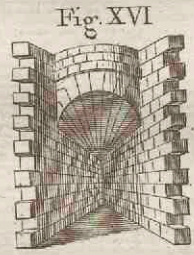
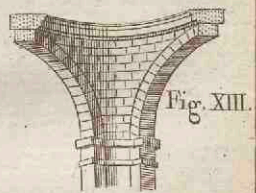
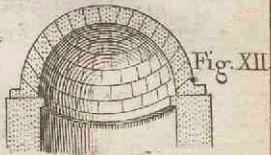
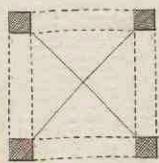
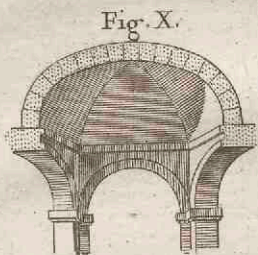
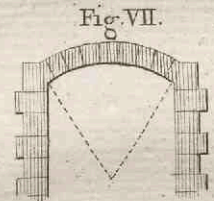
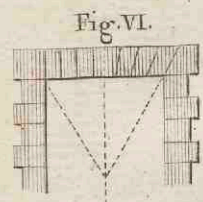
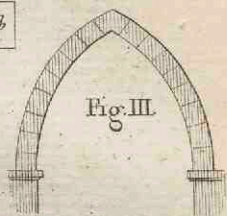
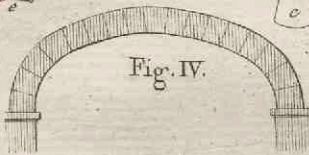
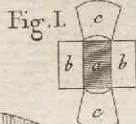



Fig. XIII.



FIGURES DES DIFFERENTES VOUTES .



OUTILS DES TAILLEURS DE PIERRE ET DES MAÇONS.



Patte del.

de la Gardette Sculp.

CONSTRUCTION D'UNE CAVE .

Fig. III. &

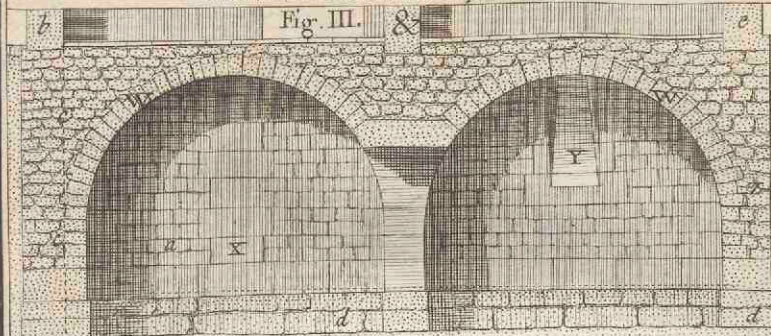


Fig. II.

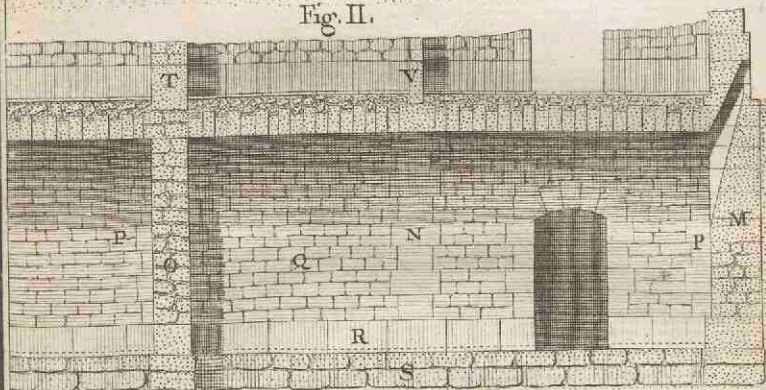
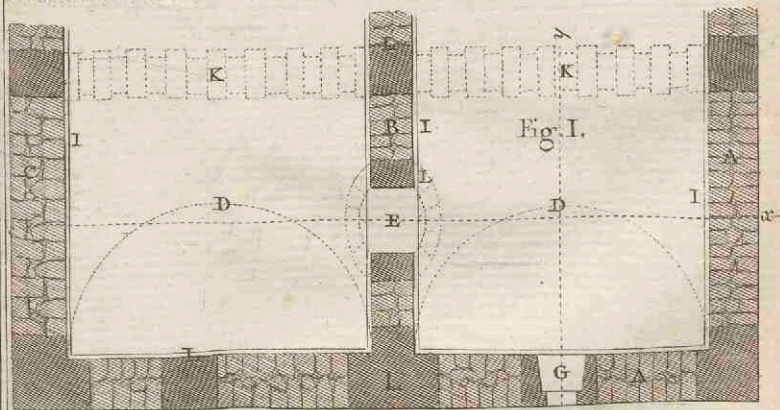


Fig. I.



Echelle de

1

2

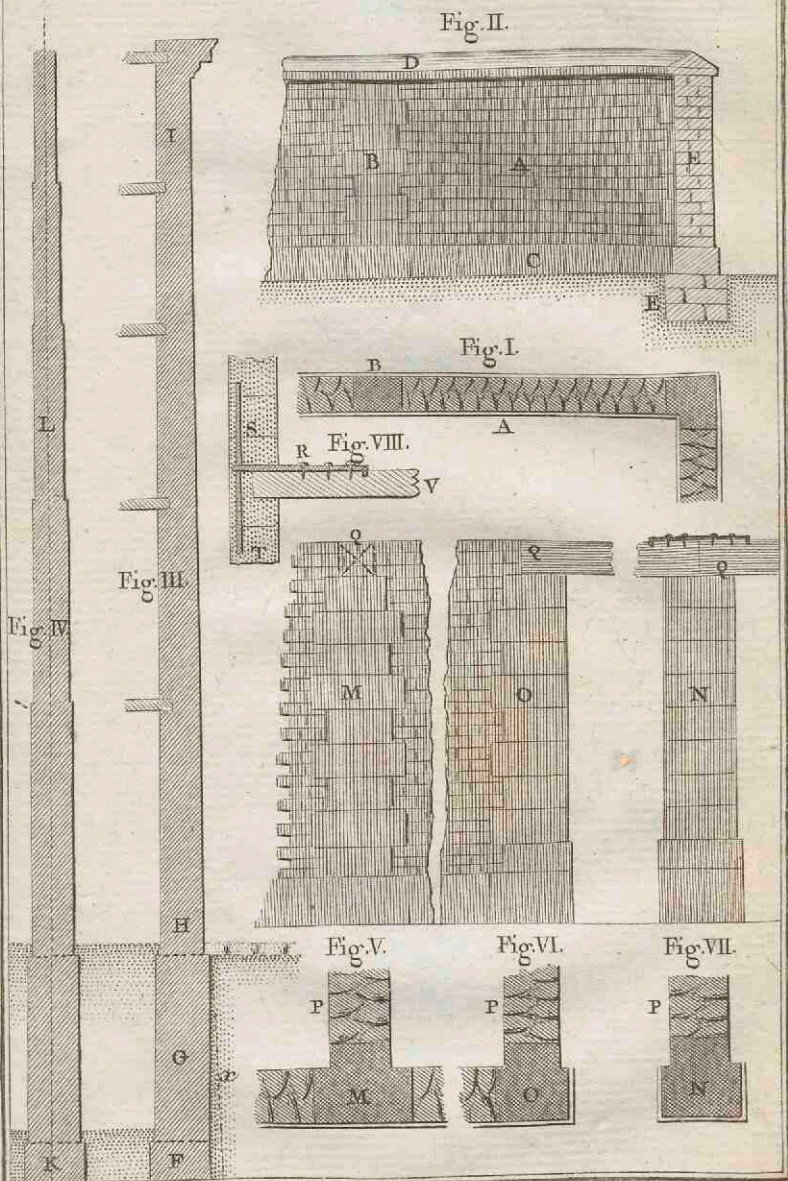
3

4 Toises

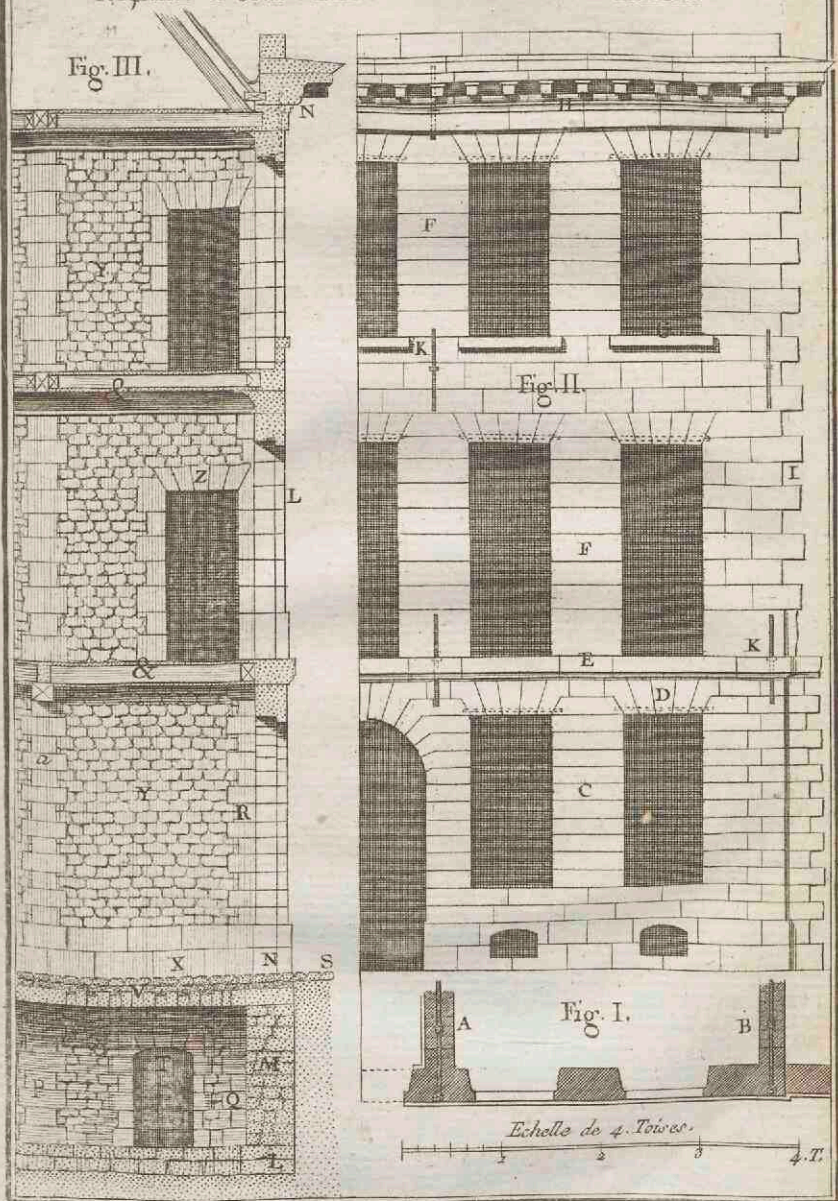
Fatte del.

de la Gardette Sculp.

DÉTAILS DE CONSTRUCTION.




FAÇADE D'UNE MAISON EN PIERRE DE TAILLE.



Fatte del.

de la Cartelle Sculp.

FAÇADE D'UNE MAISON EN PIERRE DE TAILLE.



Patte del.

de la Gardette Sculp.

FAÇADE D'UNE MAISON BATIE EN PIERRE ET EN MOULON.

Fig. I.




Fig. III.



Sautie du Balcon



Platte del.



Fig. VII.

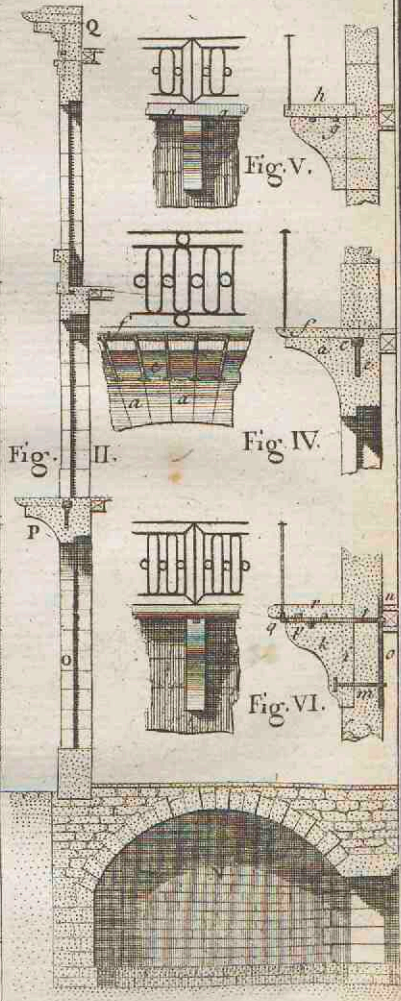


Fig. II.

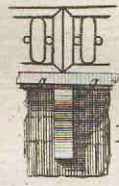


Fig. V.



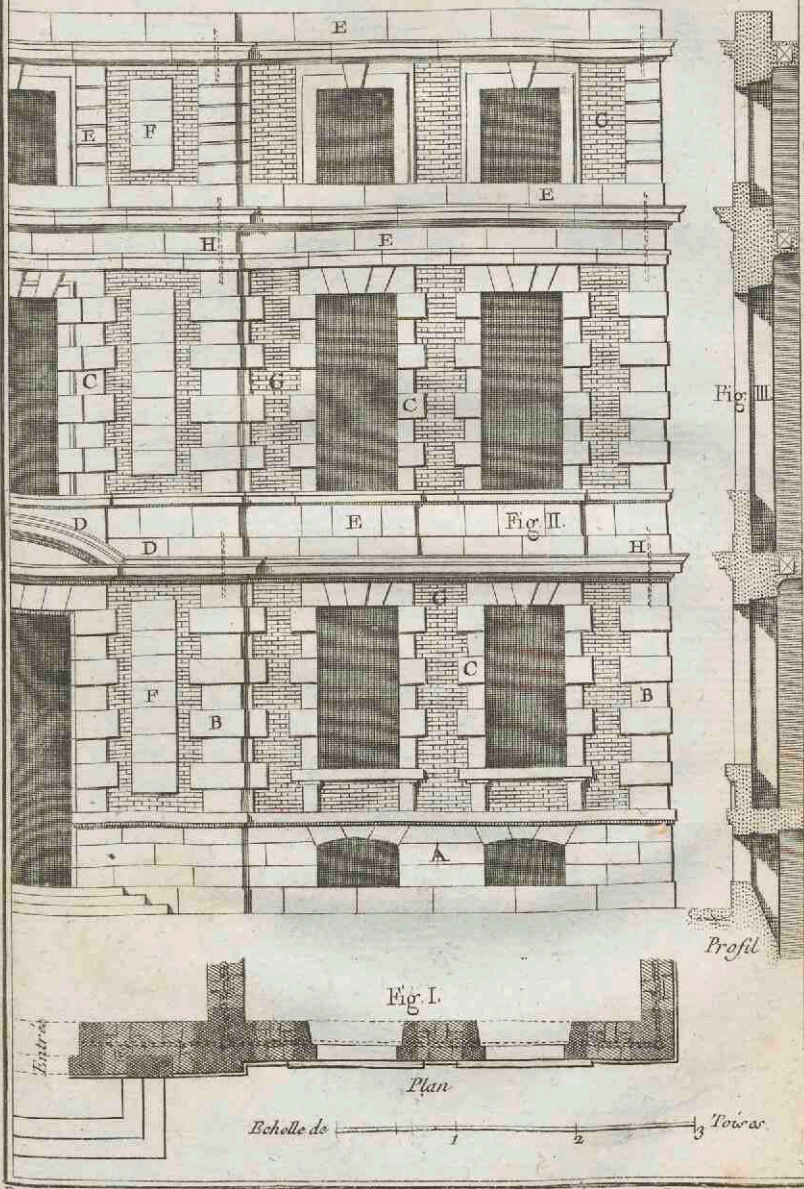
Fig. IV.



Fig. VI.


de la Gardette Sculp.

FAÇADE D'UNE MAISON BÂTIE EN PIERRE ET EN BRIQUE.

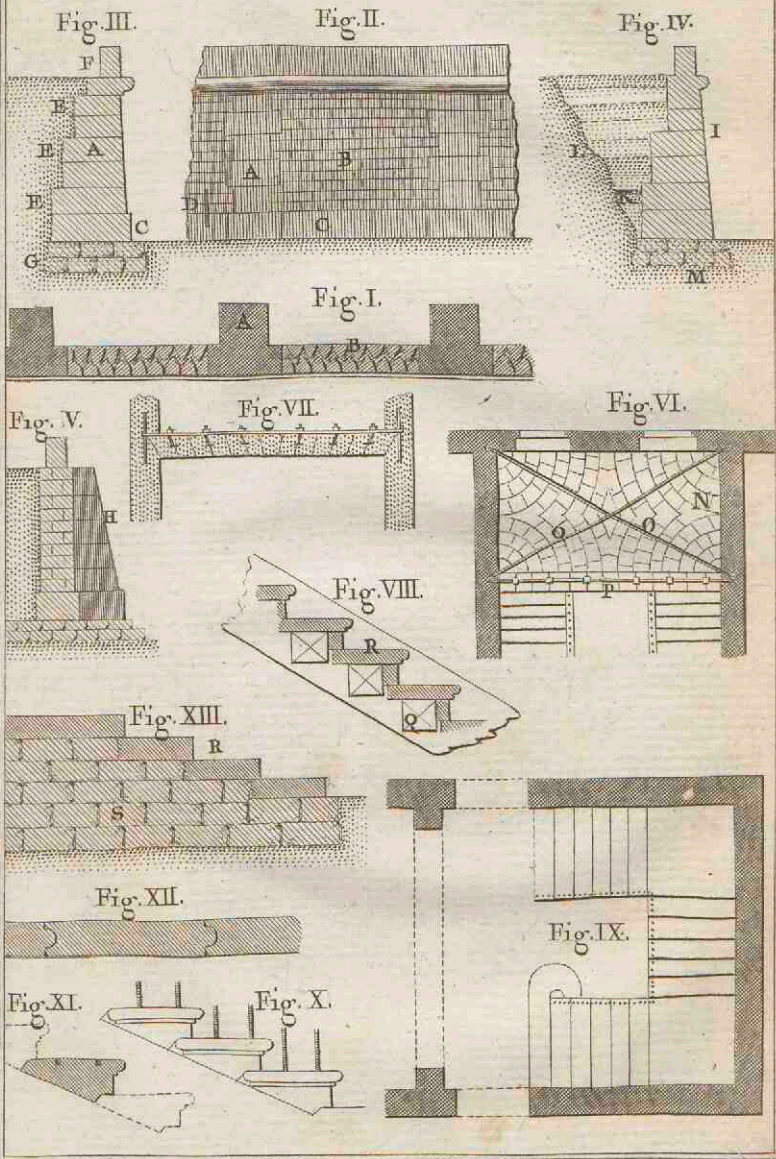


Faitte del.

Ransonnette Sculp.



DIFFERENTES SORTES DE CONSTRUCTIONS.



DETAILS DE DIFFERENTES CONSTRUCTIONS.

Fig. V.

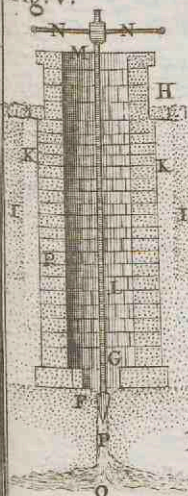


Fig. IV.

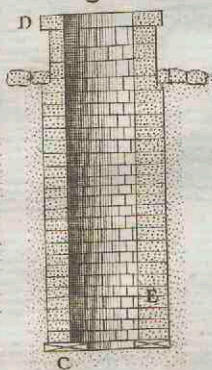


Fig. II.

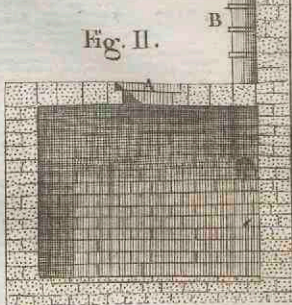


Fig. III.




Fig. I.




Fig. VIII.




Fig. VII.

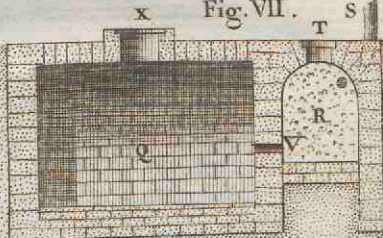


Fig. IX.


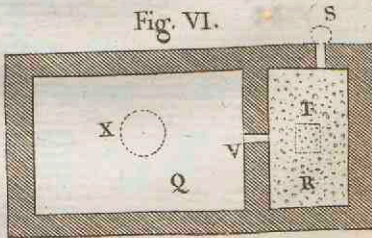


Fig. VI.



CONSTRUCTION DES BASSINS .

Fig. I.




Fig. II.




Fig. III.

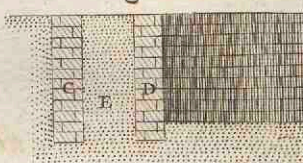


Fig. IV.

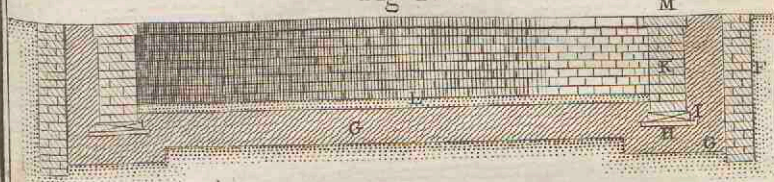


Fig. V.

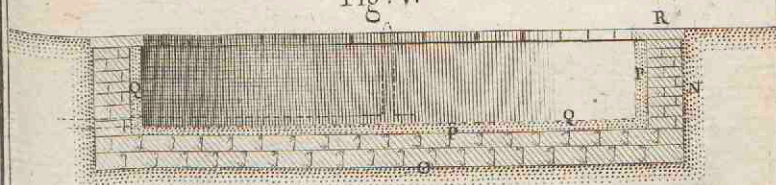
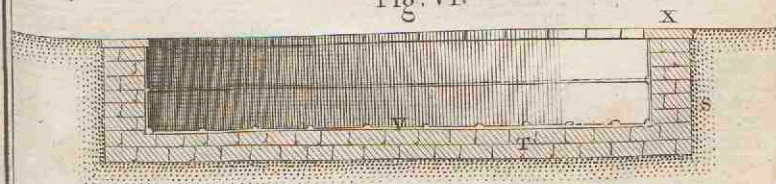
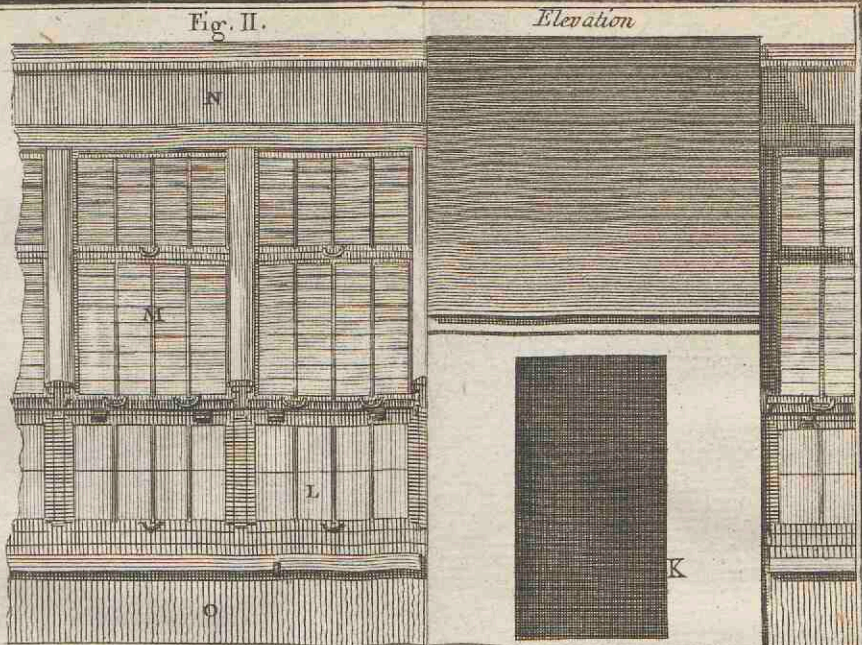
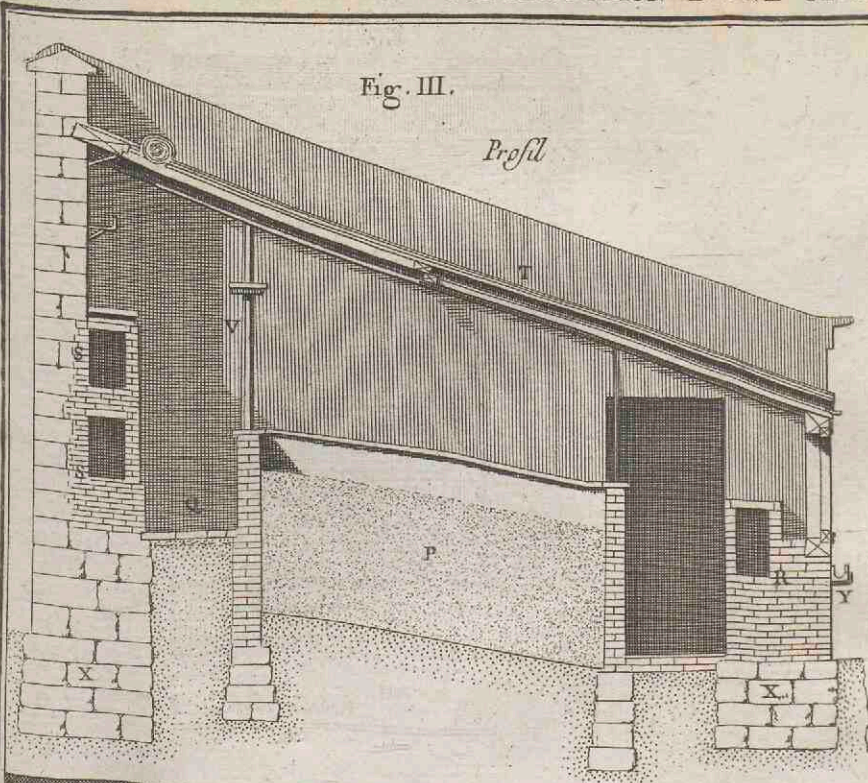



Fig. VI.



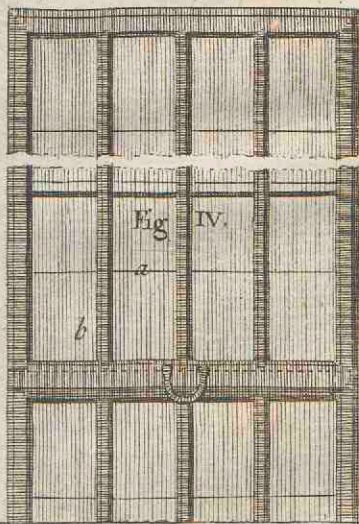
Echelle de 6 12 Pieds



Echelle pour les Fig. II. III.



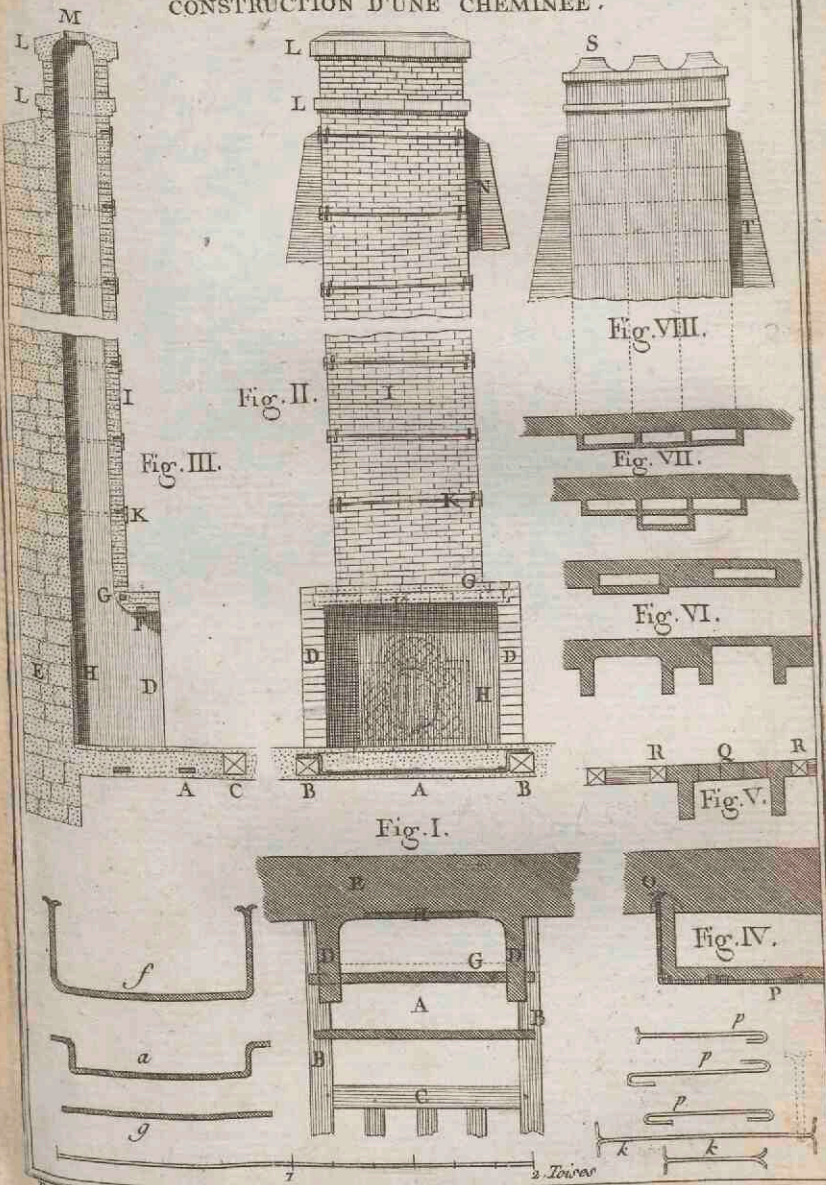
Echelle pour le Plan.



Patte del.

N. Ransornelle Sculp.

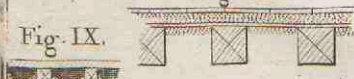
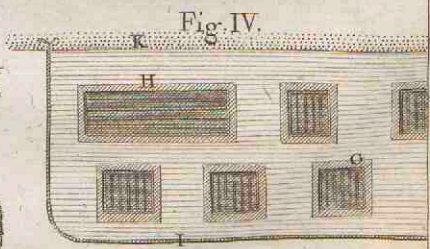
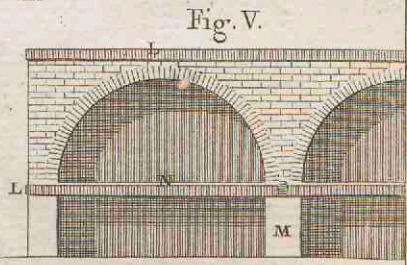

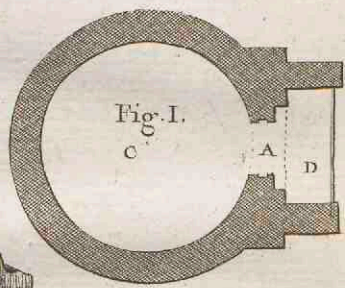
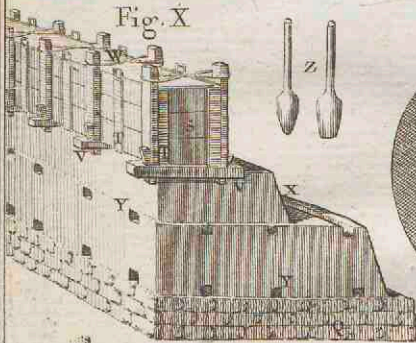
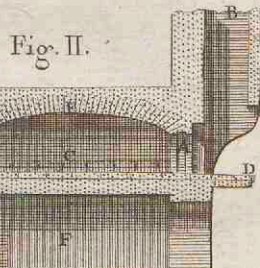
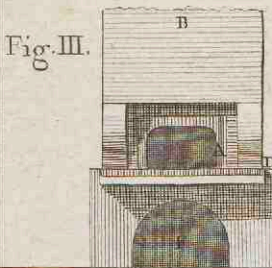
CONSTRUCTION D'UNE CHEMINEE .



Patte del.

de la Gardette Sculp

DIVERSES SORTES DE CONSTRUCTIONS.



MACHINES POUR LA CONSTRUCTION DES BÂTIMENS .

