




The designs of Inigo Jones, consisting of plans and elevations for publick and private buildings : publish'd by William Kent, with some additional designs

<https://hdl.handle.net/1874/44687>

THE
DESIGNS
OF
INIGO JONES,


Consisting of
PLANS and ELEVATIONS
FOR
Publick and Private Buildings.

Publish'd by WILLIAM KENT,
With some Additional Designs.




The SECOND VOLUME.

M. DCC. XXVII.



A TABLE of the Plates contained in the Second Volume.

PLATE 1.



THE General Plan and Elevation of a Country-House, with Out-Houses, Barns, Stables, &c. The Rooms on this Plan are 12 Feet high; over which are Chambers of 10 Feet high. The principal Dimensions of the Plan are Figured.

PLATE 2, 3.

The general Plan and Elevation of a larger Design for a Country-House, with Out-Houses, &c. The Rooms on this Plan are 13 Feet high, over which are Chambers of the same height, except the great Room over the Hall, which includes the *Attic* Story.

A, *Court before the House.*
 B, B, *Two Courts to the Out-Houses.*
 C, C, *Two lesser Courts.*

PLATE 4.

The lower Plan and Elevation of a House; The Rooms on this Plan are 14 Feet high, over them are Chambers of 12 Feet high, upon which is an *Attic* Story.

PLATE 5.

The upper Plan and Elevation of a Lodge, with an *Ionic* Portico; the Rooms below are 12 Feet high, and those of the Plan 13 Feet high.

PLATE 6.

The lower Plan and Elevation of a House; the Rooms on the Plan, are 15 Feet high; the Chambers over them, are the same height; the great Room behind, includes both Stories. Over the whole is an *Attic* Story, whose Windows are in the Frieze of the Entablature, which encompasses the Building.

PLATE 7.

The Principal Plan and Elevation of a House; the Rooms of the Plan are 20 Feet high, over which are Chambers 18 Feet high; the Great-Room backwards, includes both Stories, having a Gallery at the end supported by *Ionic*-Pillars; with an *Attic* Story over the whole.

PLATE 8.

The lower Plan and principal Front of a House, with a Portico of the Composite Order, belonging to His Grace the Duke of *Queensberry*. The Rooms of the Plan are 11 Feet high.

PLATE 9.

The principal Plan and Elevation of the other Front of the foregoing House. The Rooms of the Plan are 12 Feet high, except the Great Room in the Front, which includes the *Attic* Story. The Circular Stairs, which are within the Great Stairs, are continued up to the Cupola.

PLATE 10.

The Plan of the first Floor of a House designed by the Earl of *Burlington*; the Rooms of the Plan are 20 Feet high, those over them are the same Height, except the Great Room over the Hall, which is cov'd into the Roof.

PLATE 11.

The Principal Front of the foregoing Plan.

PLATE 12.

The Plans of the first and second Stories with the Elevation of the principal Front of a House with an Arcade, Design'd by the Earl of *Burlington*. The lower Rooms are 20 Feet high, those above them are 18 Feet high; the Great Room is 30 Feet high cov'd into the Roof, and over the other Rooms is an *Attic* Story.

PLATE 13.

The principal Plan with the Elevation and Section of a House, having an Arcade to each Front. The Rooms of the Plan are 18 Feet high, those above are 14 Feet. The Great Room in the middle includes both Stories, about which is a Gallery which leads to the upper Rooms.

PLATE 14.

The principal Plan and Elevation of a House, with Portico's of the *Corinthian* Order. The Rooms of the Plan are 14 Feet high, over which is an *Attic* Story, except over the Octagon Room, which rises in a Pavilion above the Roof, and receives its Light from Windows near the Top.

PLATE 15.

The Plan of the first Story with the Elevation of the principal Front of a House, with an Arcade, standing on a Terras, about which is a Ballustrade. The Rooms of the Plan are 18 Feet high; those above 'em are 16 Feet high, except the middle Room which comes over the Arcade to the Front, and includes the *Attic* Story. The Windows of the *Attic* Story are in the Frieze of the Entablature that encompasses the Building.

PLATE 16.

The principal Plan and Elevation of a Circular Building, with a Portico of the *Corinthian* Order. The Rooms of the Plan are 16 Feet high, over which are Lodging Rooms for Servants, which receive their Light from the Hall, whose Top rises in a Pavilion above the Roof, supported by Pillars of the same Order with the Portico.

PLATE

PLATE 17.

The Plan, Elevation and Section of an Octagonal Building with a *Doric* Portico, within which is a Circular Court, with *Corinthian* Pillars; round it are Rooms 16 Feet high, and an *Attic* Story. The Great Room backwards includes both Stories.

PLATE 18.

The Plan, Elevation and Section of an Octagonal Building with Portico's of the *Doric* Order, in the middle of which is an Octagon Hall rising in a Pavilion above the Roof, which is supported by *Corinthian* Pillars. The Rooms of the Plan are 16 Feet high, upon which is an *Attic* Story, except over the two Great Rooms adjoining to the Hall. The Windows of the *Attic* Story are in the Entablature of the Building.

PLATE 19.

The Plan and Elevation of a large Circular Building with *Ionic* Portico's; in the middle is a Circular Court, round which is a Colonnade of the same Order. The Outer-Rooms of the Plan are 22 Feet high, the inner ones are 15 Feet high, and over these is an *Attic* Story, whose Windows look into the Court. The Circular Rooms rise in Pavilions above the Roof, whence they receive their Light.

PLATE 20.

The Plan of a Square Building, with an Arcade and Portico, having a large Circular Court in the middle, round which is a Colonnade. The principal Rooms are 20 Feet high; the Inner Rooms are 12 Feet high, with half Stories over them for Lodgings for Servants. The principal Rooms of the second Story are 18 Feet high, except the great Room over the Arcade and Passages, which is cov'd into the Roof; the inner Rooms are, 10 Feet high, with half Stories over them as before.

PLATE 21.

A principal Front of the foregoing Building with the Arcade.

PLATE 22.

The lower Plan of a Design for *Belvoir-Castle*; the Rooms of which are 15 Feet high. In the Hall which goes through the House, are Pillars of the *Ionic* Order. Within the Breaks of the Building, are Terraces to the Height of the first Plinth.

PLATE 23.

The Plan of the principal Floor of the foregoing Building; the Rooms of which are 18 Feet high. The Great Room in the middle includes the *Attic* Story. The two principal Bed-Chambers have Alcoves with Columns.

PLATE 24.

A principal Front of the foregoing Building.

PLATE 25, 26.

The lower Plan of a Building with four distinct Apartments; in the middle of which is an Octagonal Court, which hath Portico's in the two principal Stories. The Rooms in this Plan are 19 Feet high, the Rooms over them are 15 Feet high, upon which is an *Attic* Story, except over the two Great Rooms supported by Pillars, which includes the *Attic* Story.

P L A T E 27.

A Front of the foregoing Building, with the Pavilions over the two Side-Apartments.

P L A T E 28, 29.

The lower Plan of a Building in four Apartments, with Portico's in each Front. The principal Rooms on this Plan are 25 Feet high, the other Rooms are 16 Feet high, with a half Story over them. The Rooms of the second Story are the same as in this, with an *Attic* Story over the lesser Rooms. The Great Hall in the middle, includes both Stories, having two Orders of Pillars, about which is a Gallery at the second Story. The whole stands on a square Terras 12 Feet high, upon which is a Ballustrade, which with the Building forms four Courts.

P L A T E 30.

A Front of the foregoing Building with the Terras and Steps.

P L A T E 31, 32.

The lower Plan of a Palace, with two large Courts, about which are Colonades of the *Doric* Order, with Gateways to the Courts; the Entrances of the Rooms are 27 Feet high, as are the Rooms on the next Plan. Over the middle of the Building is a third Story which is 24 Feet high. The Wings have an *Attic* Story of 15 Feet high. The Great Room in the middle, includes the two upper Stories, and hath a Gallery about it at the third Story.

P L A T E 33, 34.

A Front of the foregoing Building, with the Section of the Colonade.

P L A T E 35, 36.

The Section of the foregoing Building with the inner Front of one of the Wings and Colonade.

P L A T E 37, 38.

The lower Plan of a Palace consisting of 5 Courts with Arcades. The Rooms of this Plan are 20 Feet high, those over them are 22 Feet high, the third Story the same. The Vestibule hath *Corinthian* Pillars, and is open at the Top. The Hall hath two Rows of Pillars of the *Doric* Order, which support the Great Room over it, which includes the two upper Stories. Over the Arcades are Galleries in the second Story.

P L A T E 39, 40.

A principal Front of the foregoing Palace.

P L A T E 41, 42.

A Section of the Palace through the three Courts, with the Fronts of the Courts.

P L A T E 43.

A Section of the Palace through the middle of the principal Fronts with a Front of the middle Court.

P L A T E

P L A T E 44, 45.

The Plan of the first Floor, of a Palace with circular Portico's, within which is a large Court with a *Doric* Colonnade. The principal Rooms are 30 Feet high, the others are 16 Feet high with a Half-Story over them. The Rooms of the next Story are of the same Height, except the Pavilion opposite to the principal Stair-case, which is supported by Pillars. Over the lesser Rooms is an *Attic* Story. To the Fronts are Terraces with Ballustrades, which rise by circular Steps to the Height of the Court.

P L A T E 46.

A principal Front of the foregoing Palace.

P L A T E 47, 48.

A Section of the foregoing Palace through the middle of the principal Fronts, with the Inside of the Court.

P L A T E 49, 50.

The Plan and Elevation of a Design of a Building with Portico's in the Front. The Rooms of this Plan are 15 Feet high, those over them are 18, except the Great Room which is cov'd into the Roof, and supported by *Ionic* Pillars in the Hall. The Chambers of the Wings are 11 Feet high.

P L A T E 51.

The Plan of the Arcade and Front of the Dormitory at *Westminster*, Design'd by the Earl of *Burlington*. The Arcade is 18 Feet high, and over it is the Great Room for the King's Scholars, which is 26 Feet high; the Inside of which is now finished in a very different manner from what was intended, with an odd Stair-case at one end, by another Hand.

P L A T E 52, 53.

A Design for a School and 40 Alms-Houses by the Earl of *Burlington*, for *Sevenoak* in *Kent*.

P L A T E 54.

A Plan of the Portico which was Built at the West End of the old Cathedral of *St. Paul's*.

P L A T E 55, 56.

The Elevation of the foregoing Portico, with the West Front, as Repaired and Beautified by *Inigo Jones*.

P L A T E 57, 58.

The Plan of the Church of *Santo Georgio* at *Venice*, Built by *Palladio*.

PLATE 59.


The Front of the foregoing Church.


PLATE 60, 61.

A Section of the foregoing Church through the Middle, length-ways.

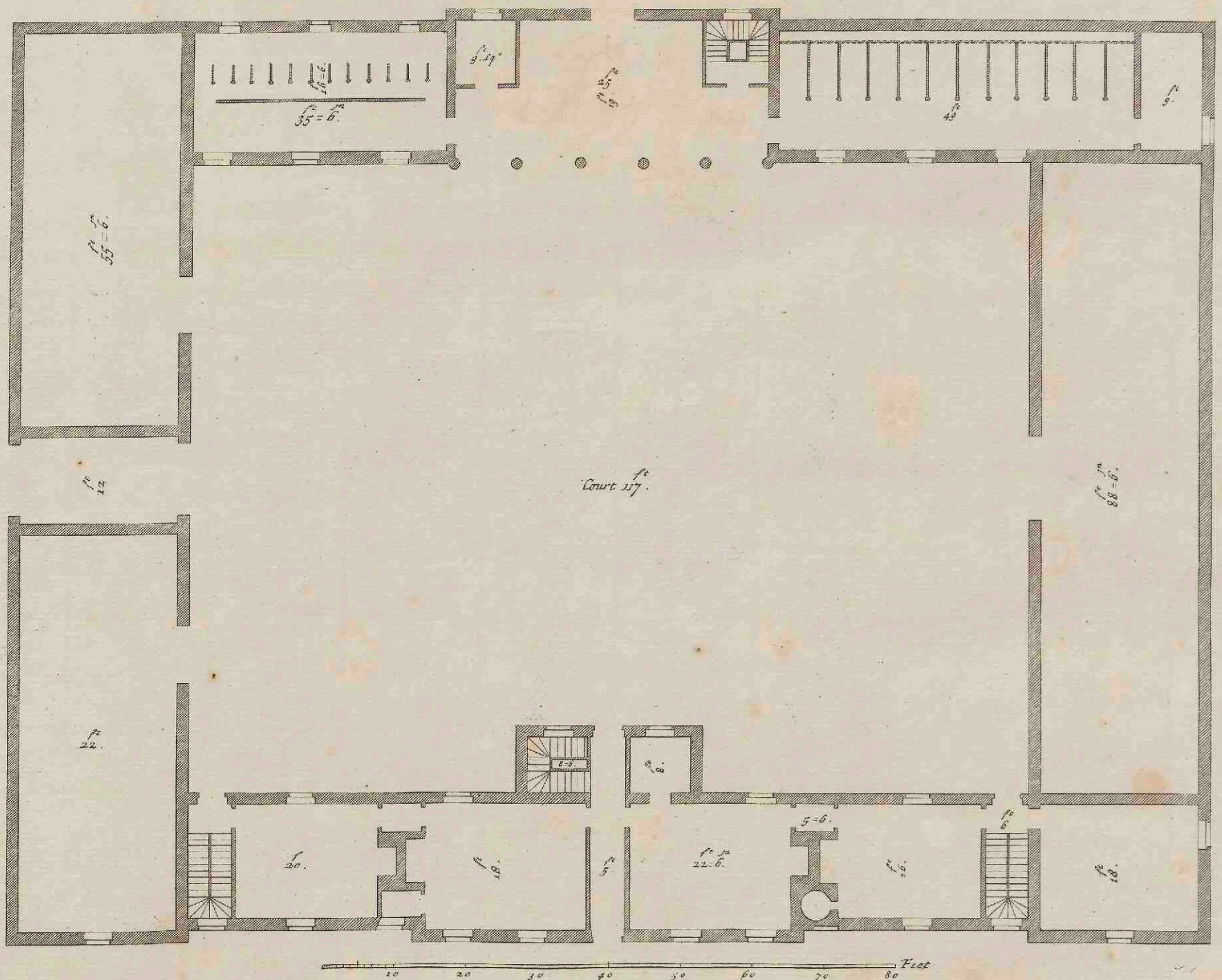
PLATE 62, 63.


A Section of the foregoing Church, through the Middle, breadth-ways.



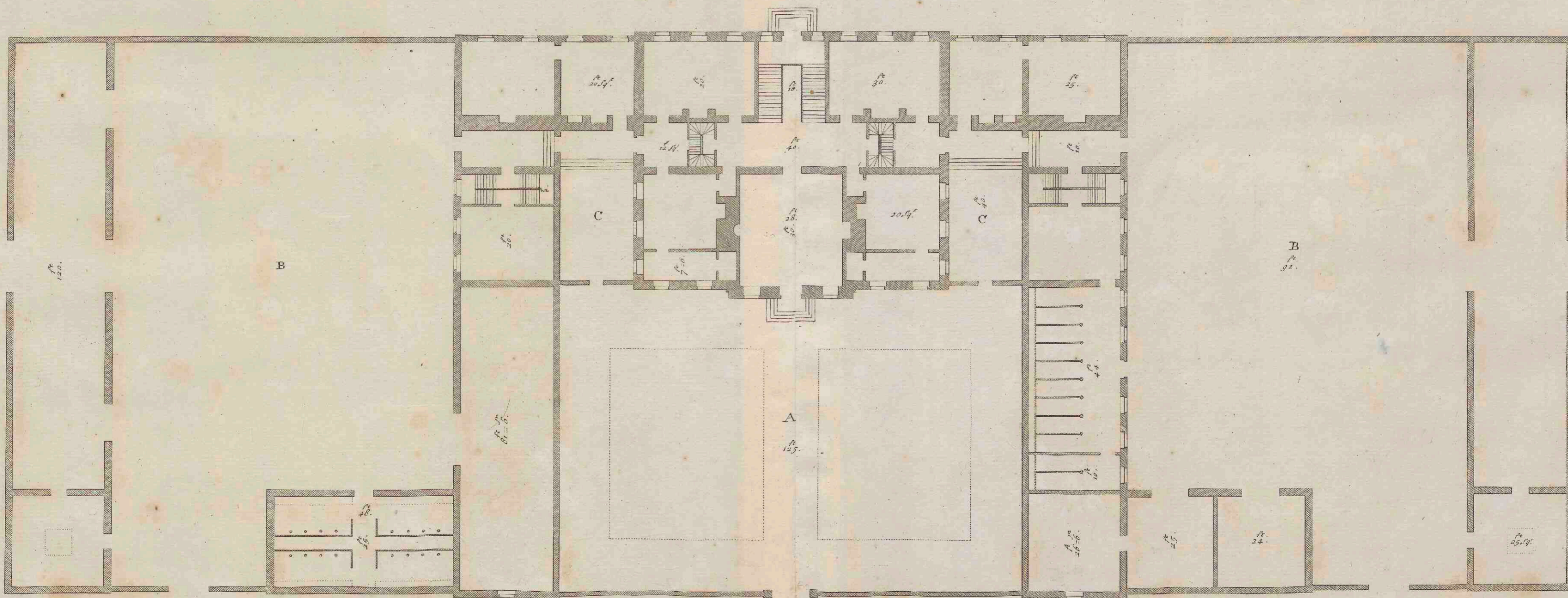


Extends 168 Feet.






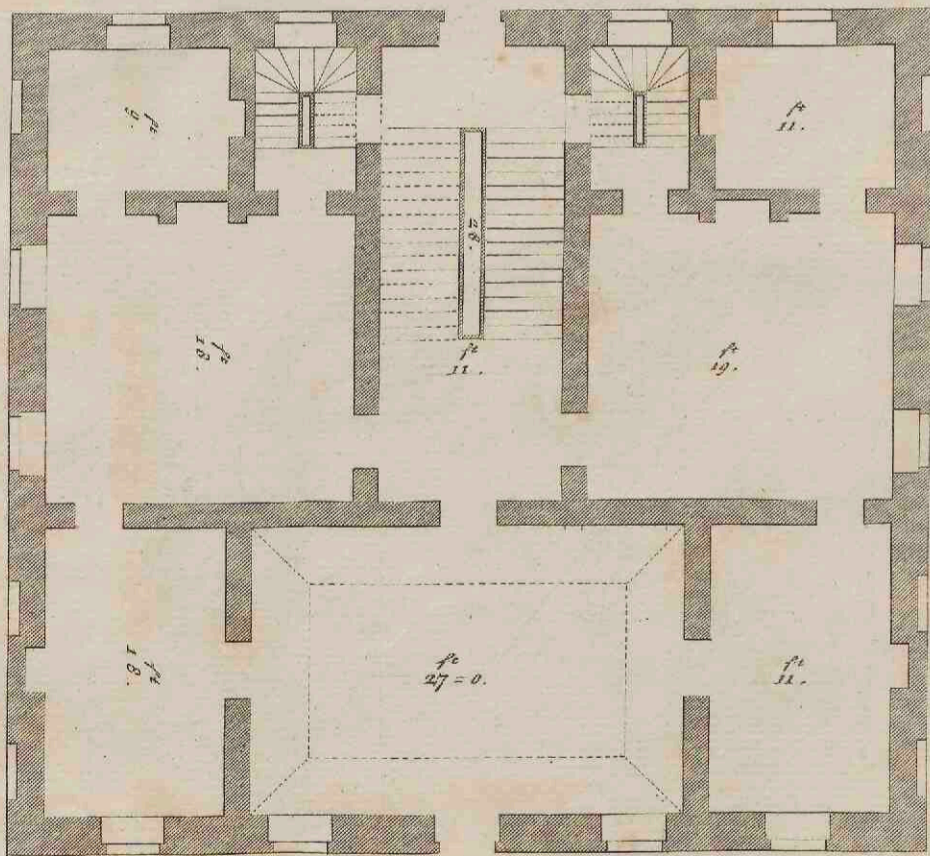
The whole extends 423 feet




0 10 20 30 40 50 60 70 80 90 100 Feet




Extends 57 Feet.






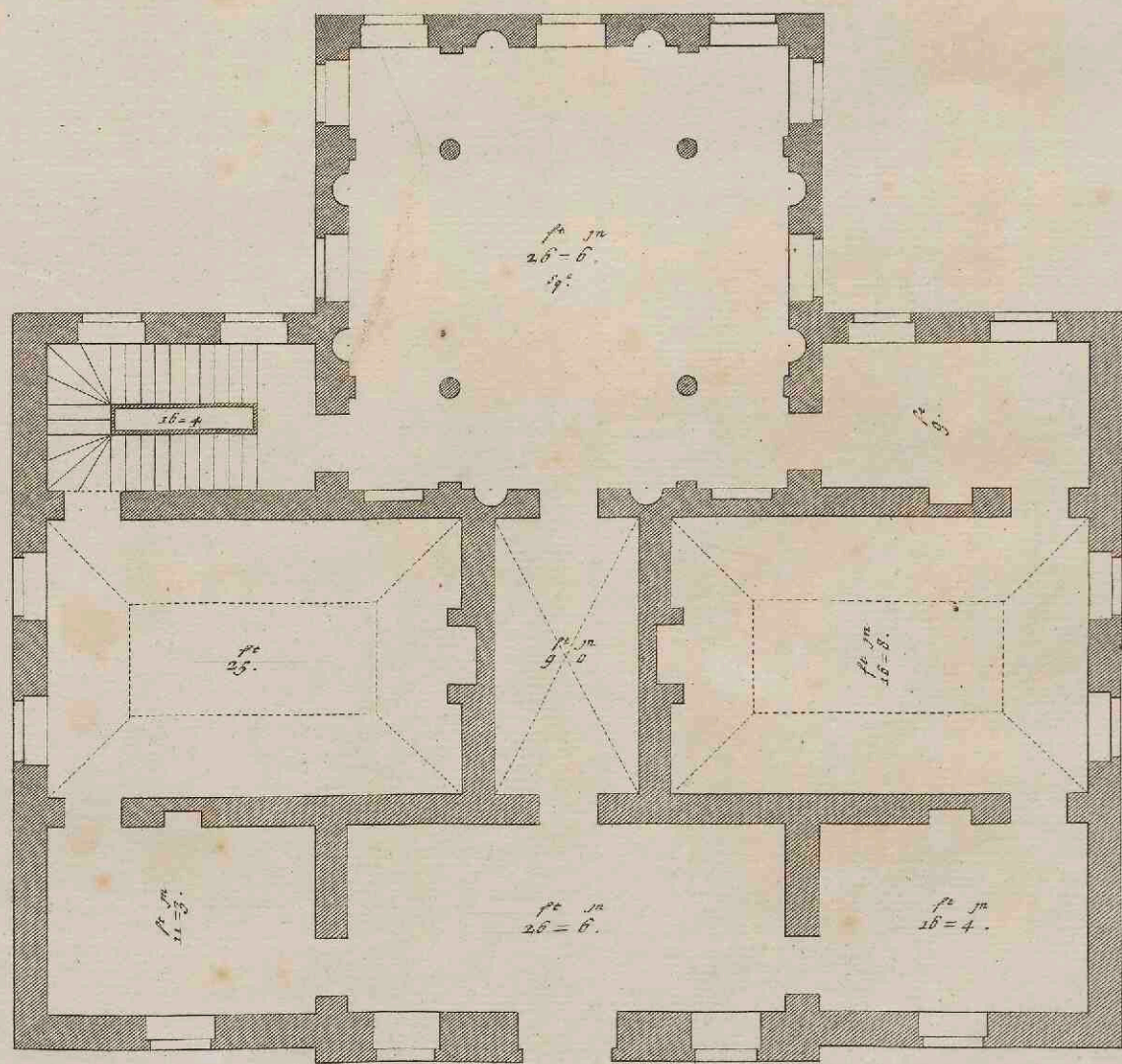
Extends 45 feet.




10 20 30 40 Feet.

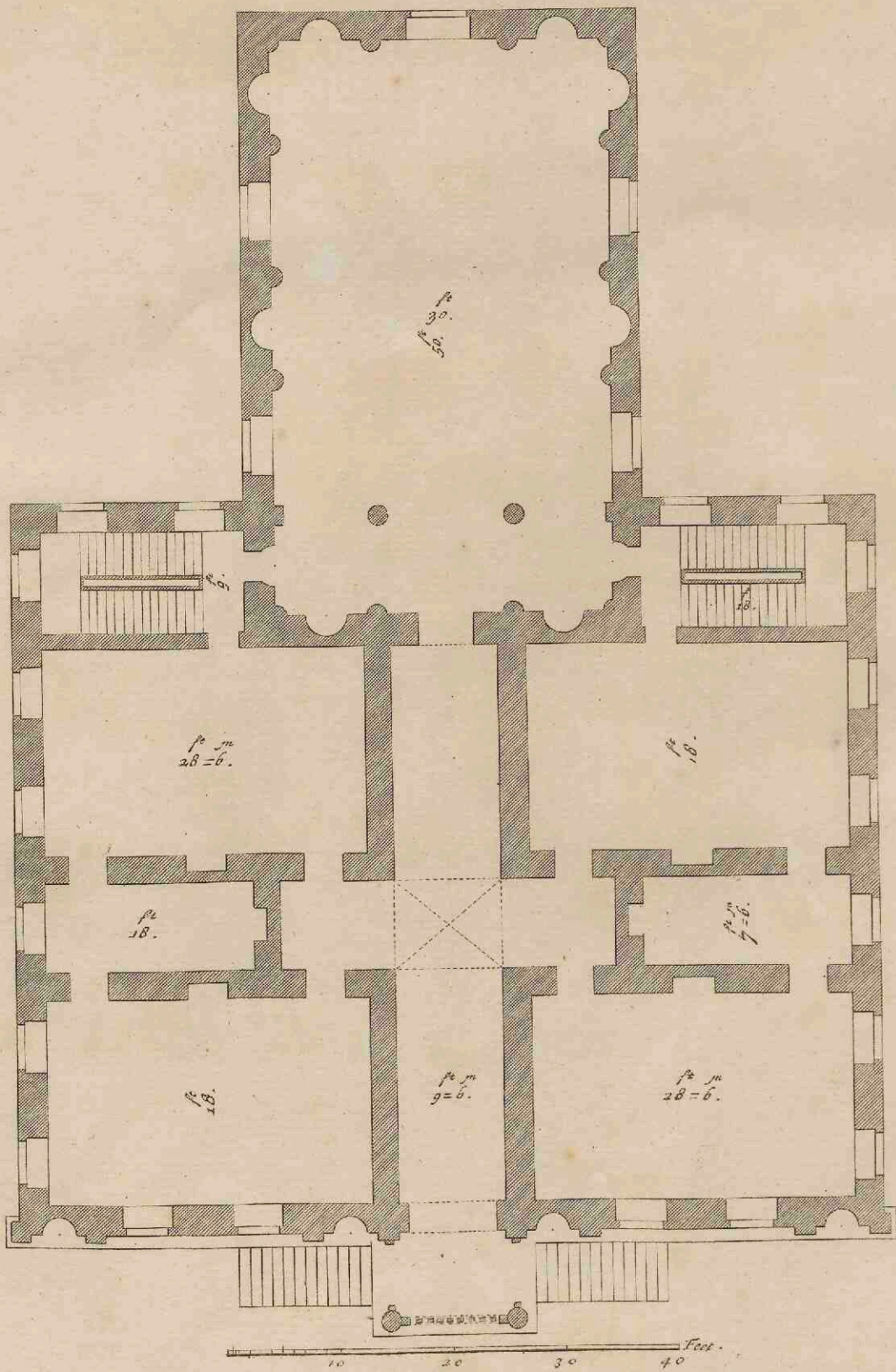



Extends by Feet.



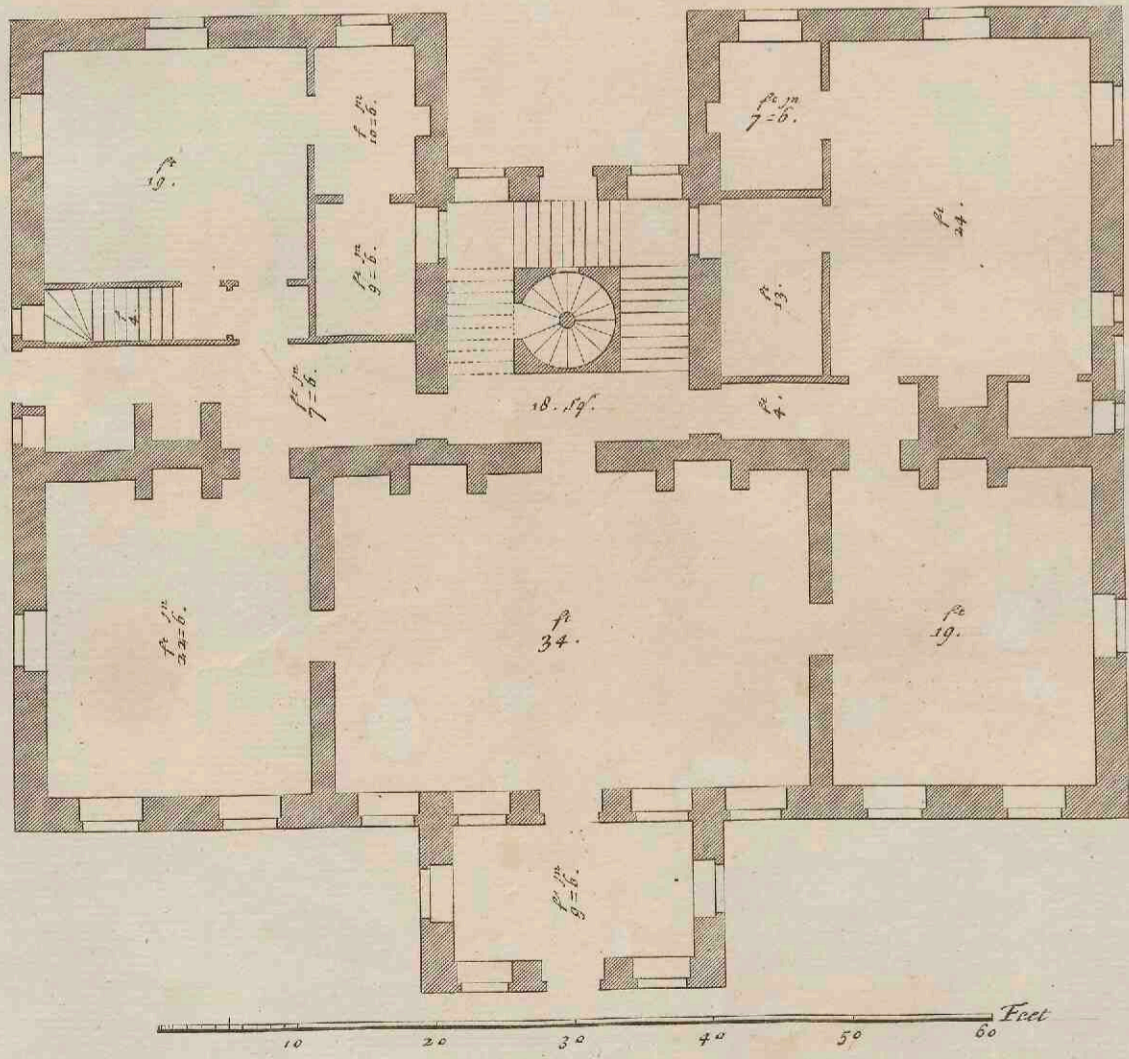



Extends 77-4.



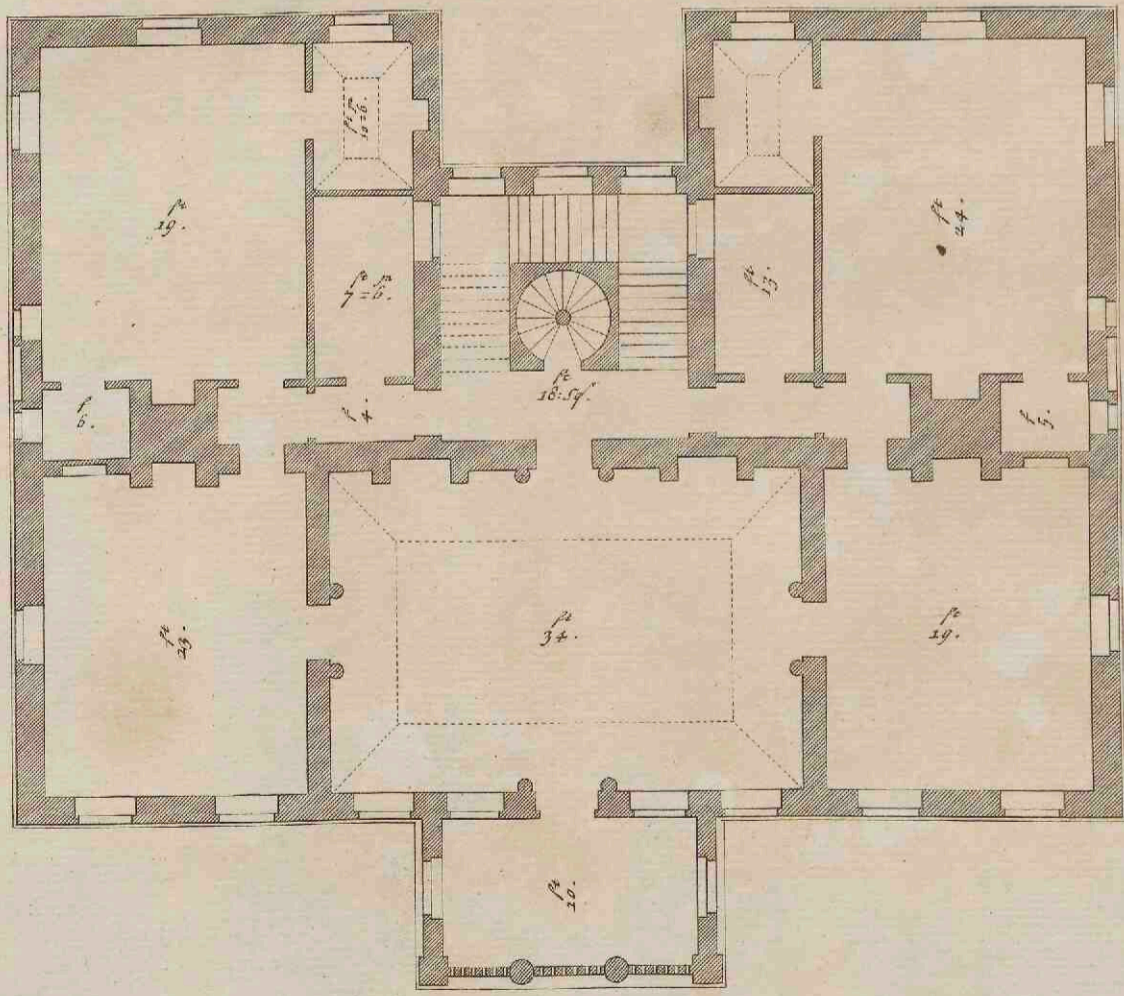


Extends 80 Feet.





Extends 80 feet.

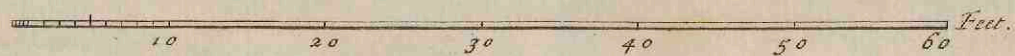
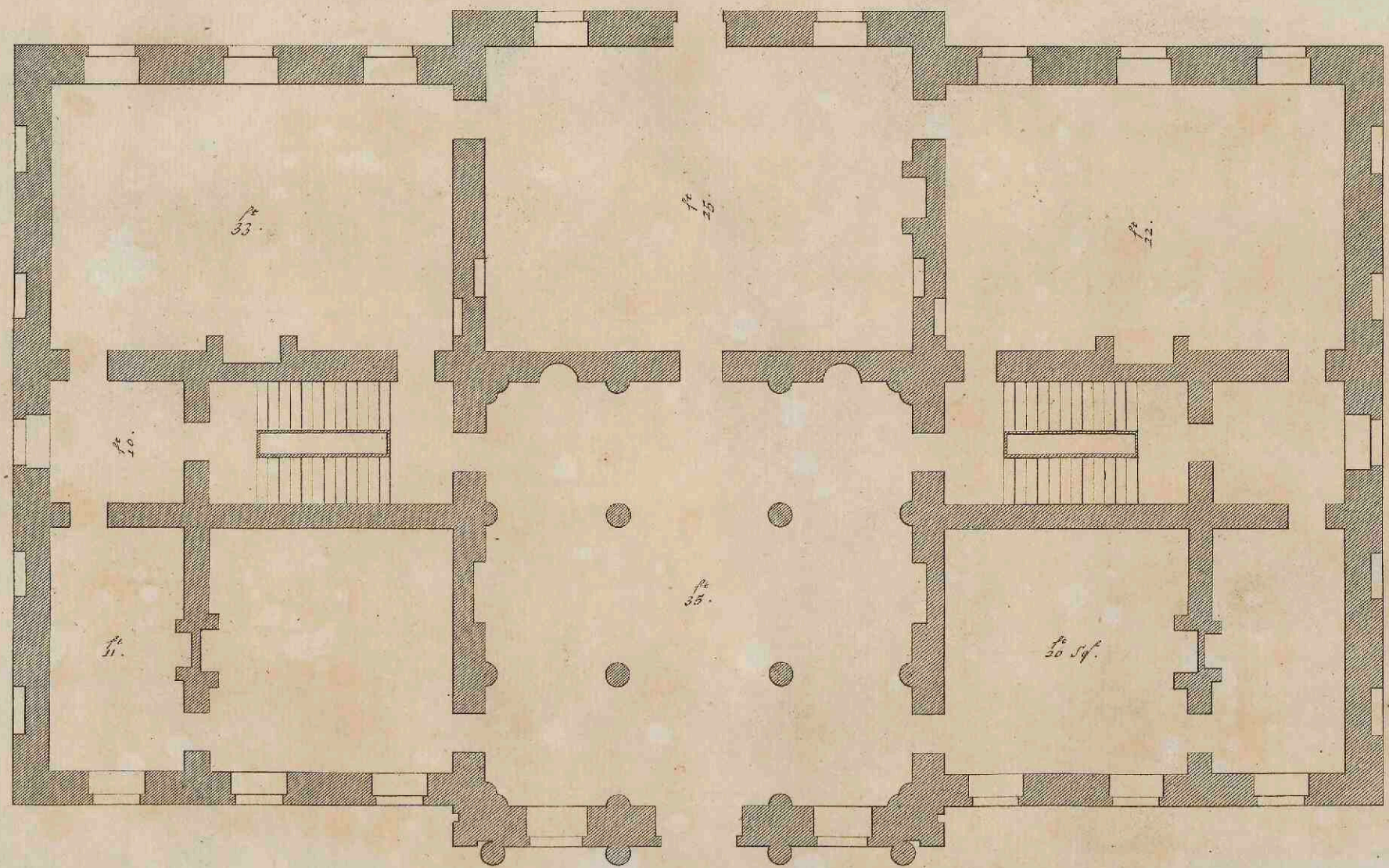



0 10 20 30 40 50 60 Feet.

J. Jones Architectus.

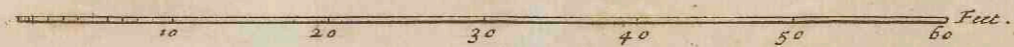
H. Flitcroft Delin.


H. Hulstbergh Sculp.



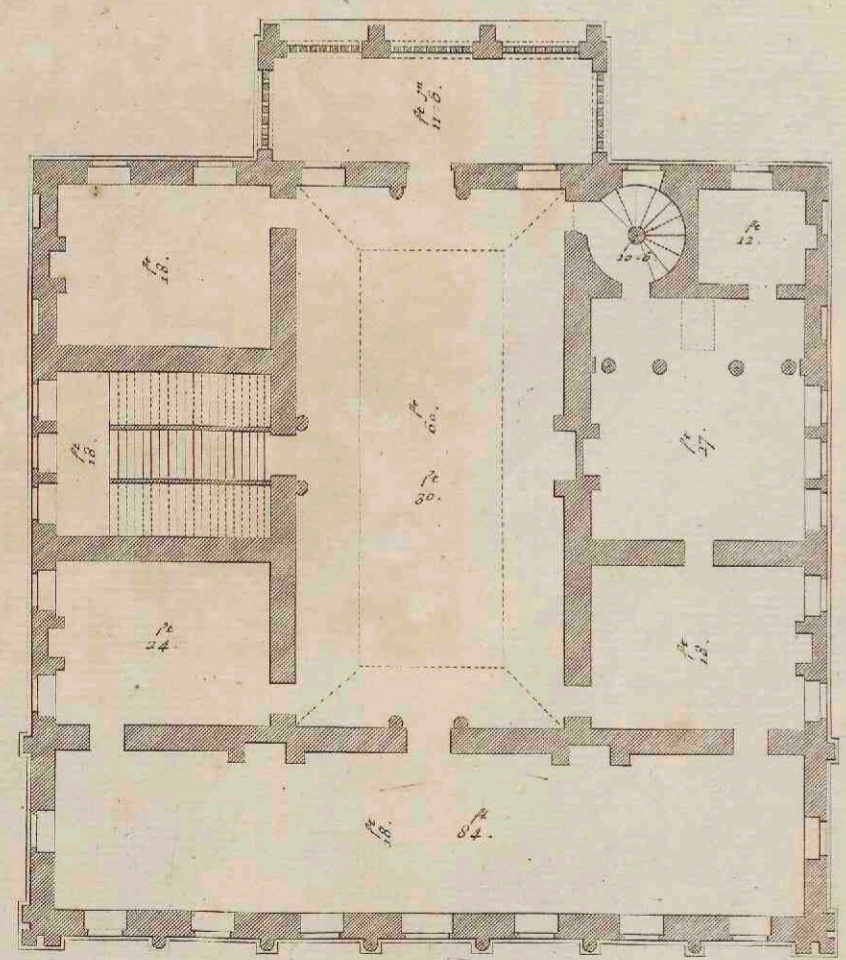
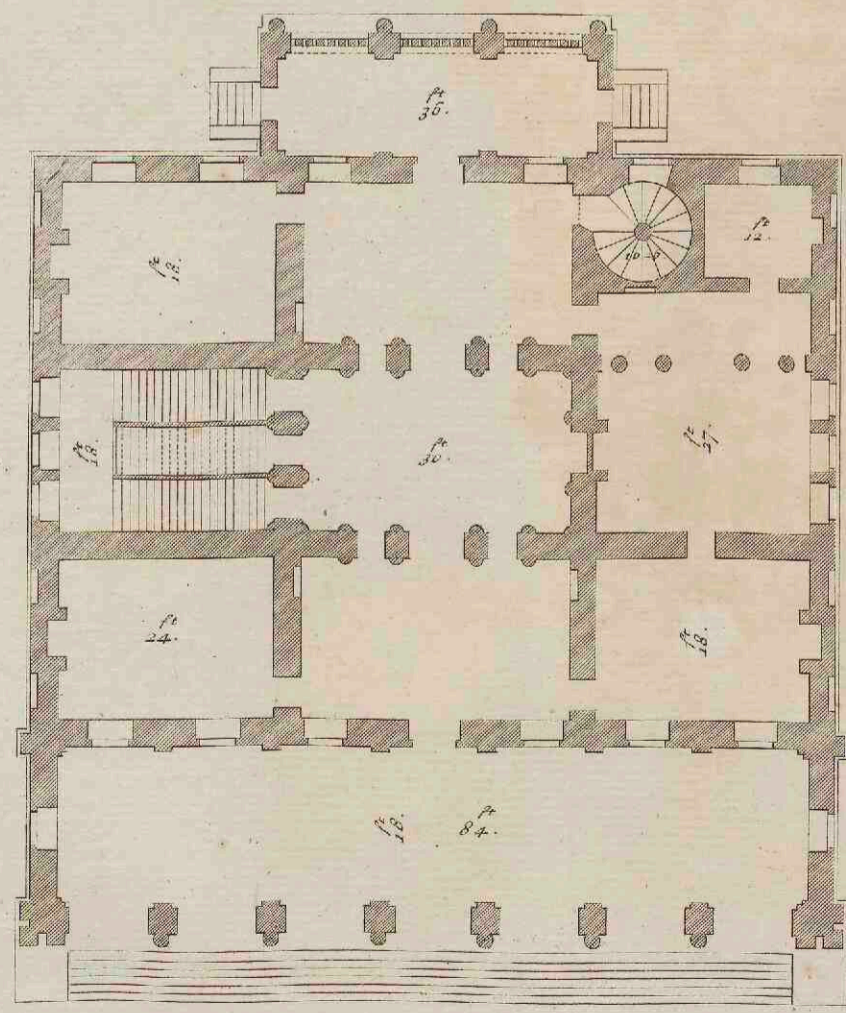


Extends 112 feet.





Extends 92 feet.
 10 20 30 40 Feet.




10 20 30 40 50 60 Feet.

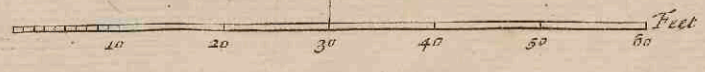

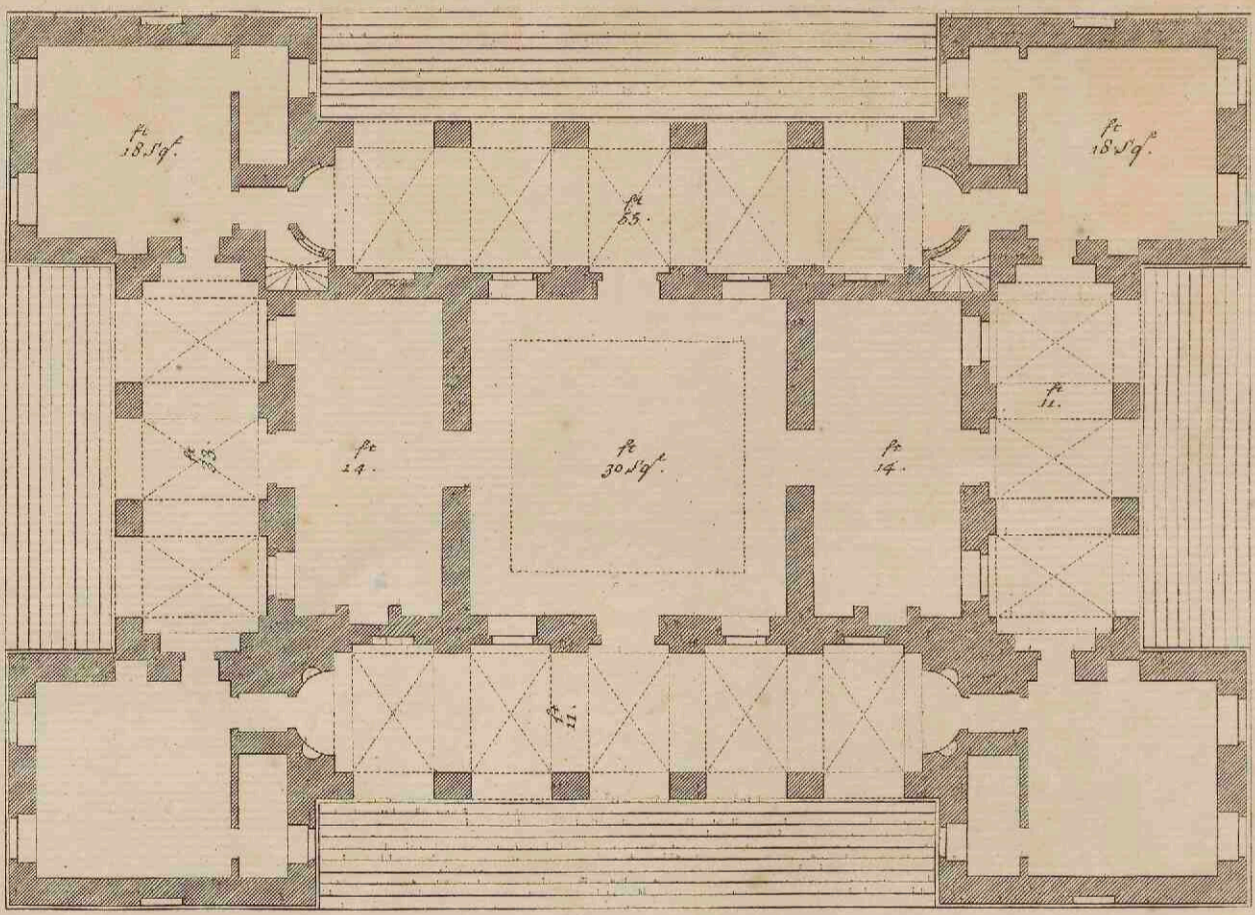
Burlington Architectus.


H. Flitcroft Delin.

H. Hulbergh Sculp.

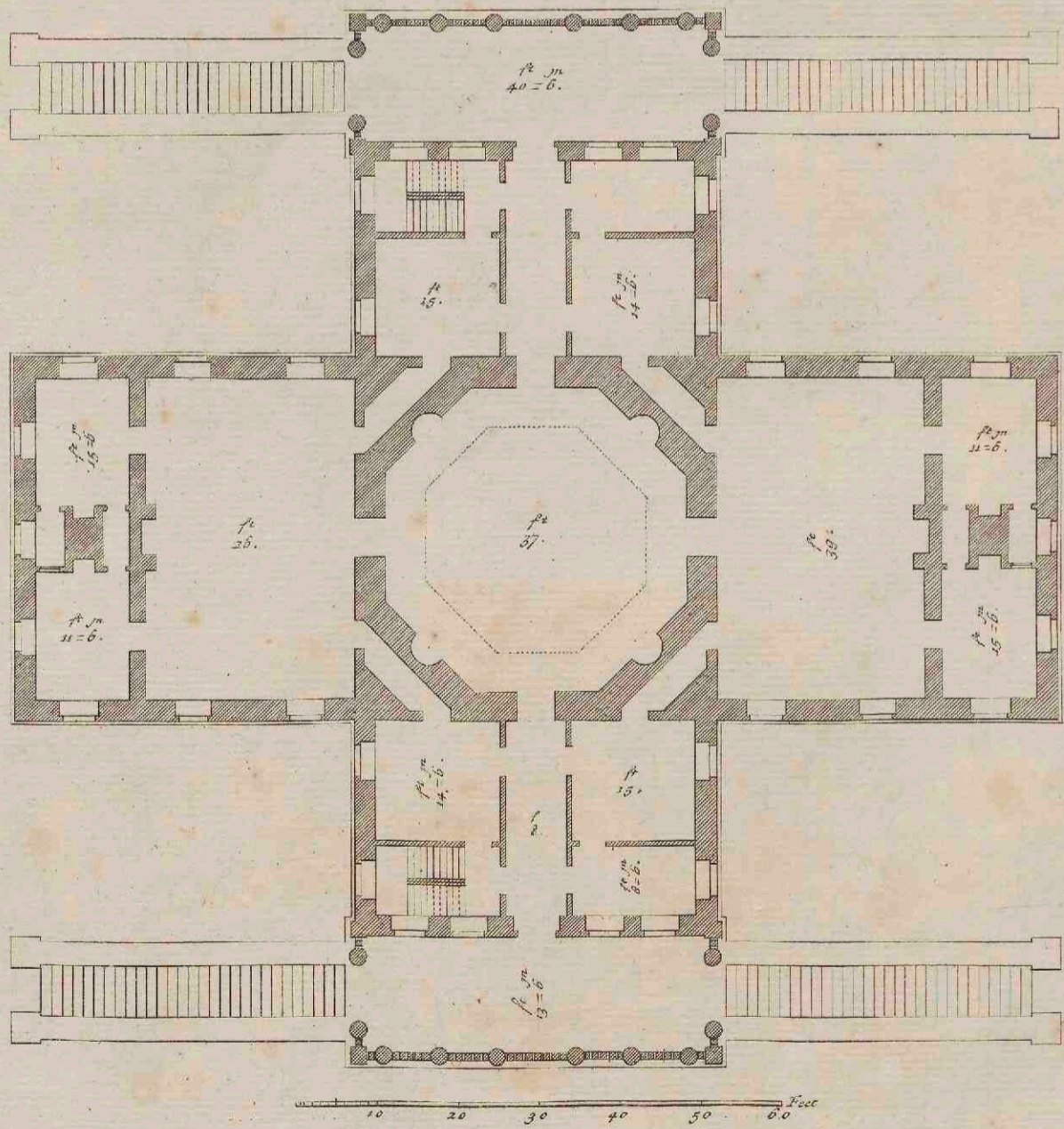



Extends 116 feet.



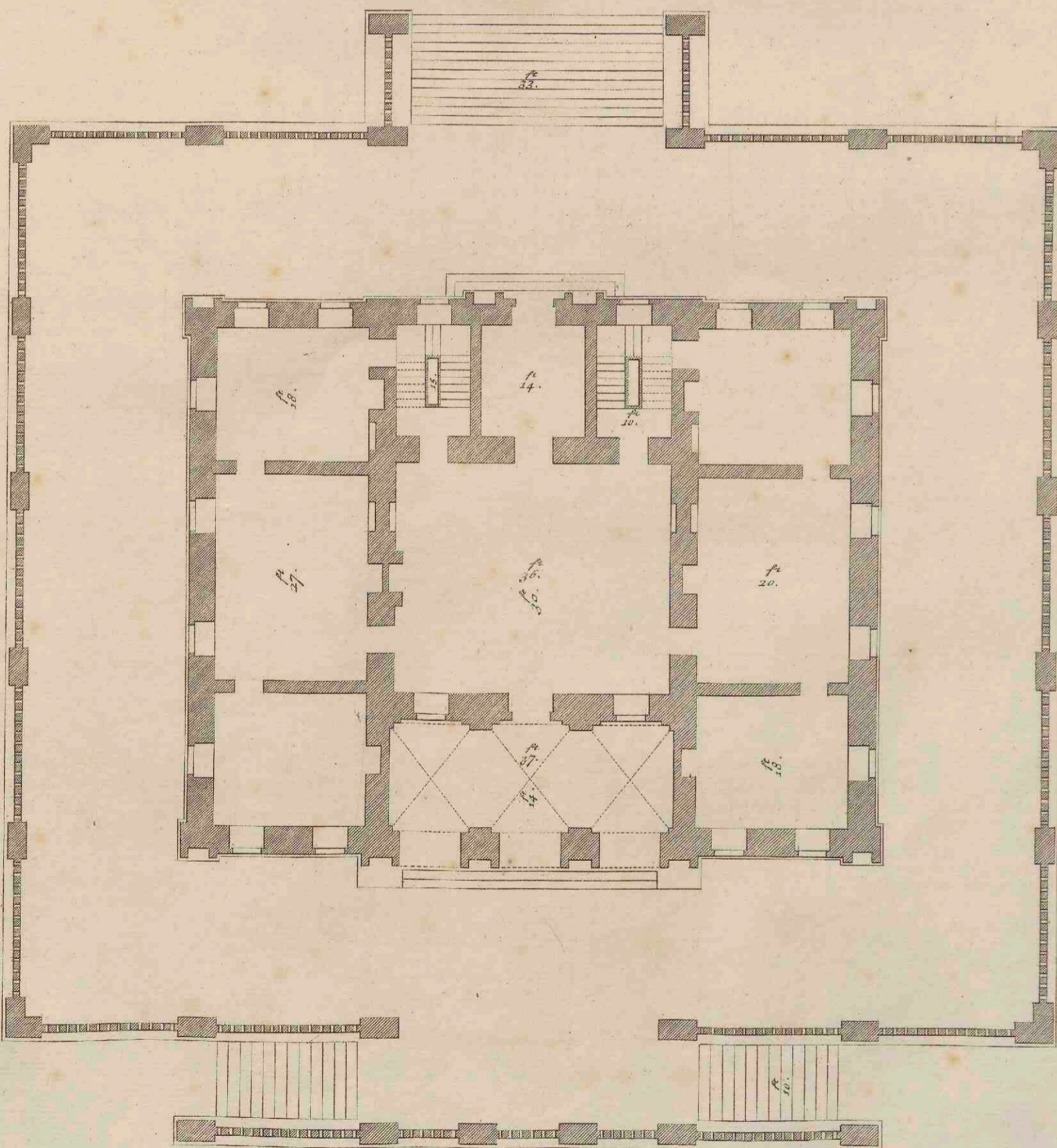


Extends 128 feet.





Front extends 92 feet.




10 20 30 40 50 60 Feet.


J. Jones Architectus


H. Filteroft Delin.

H. Hulsbergh Sculp.


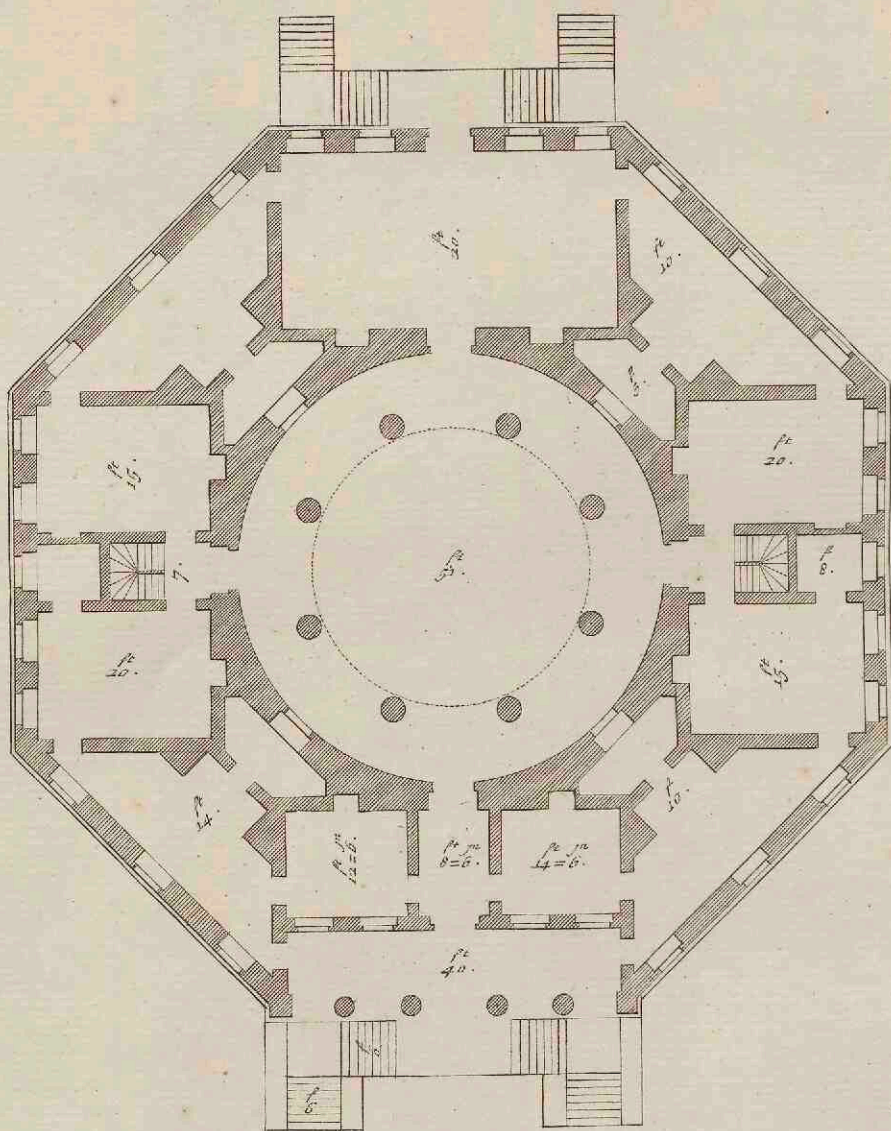


Extends 120 feet.


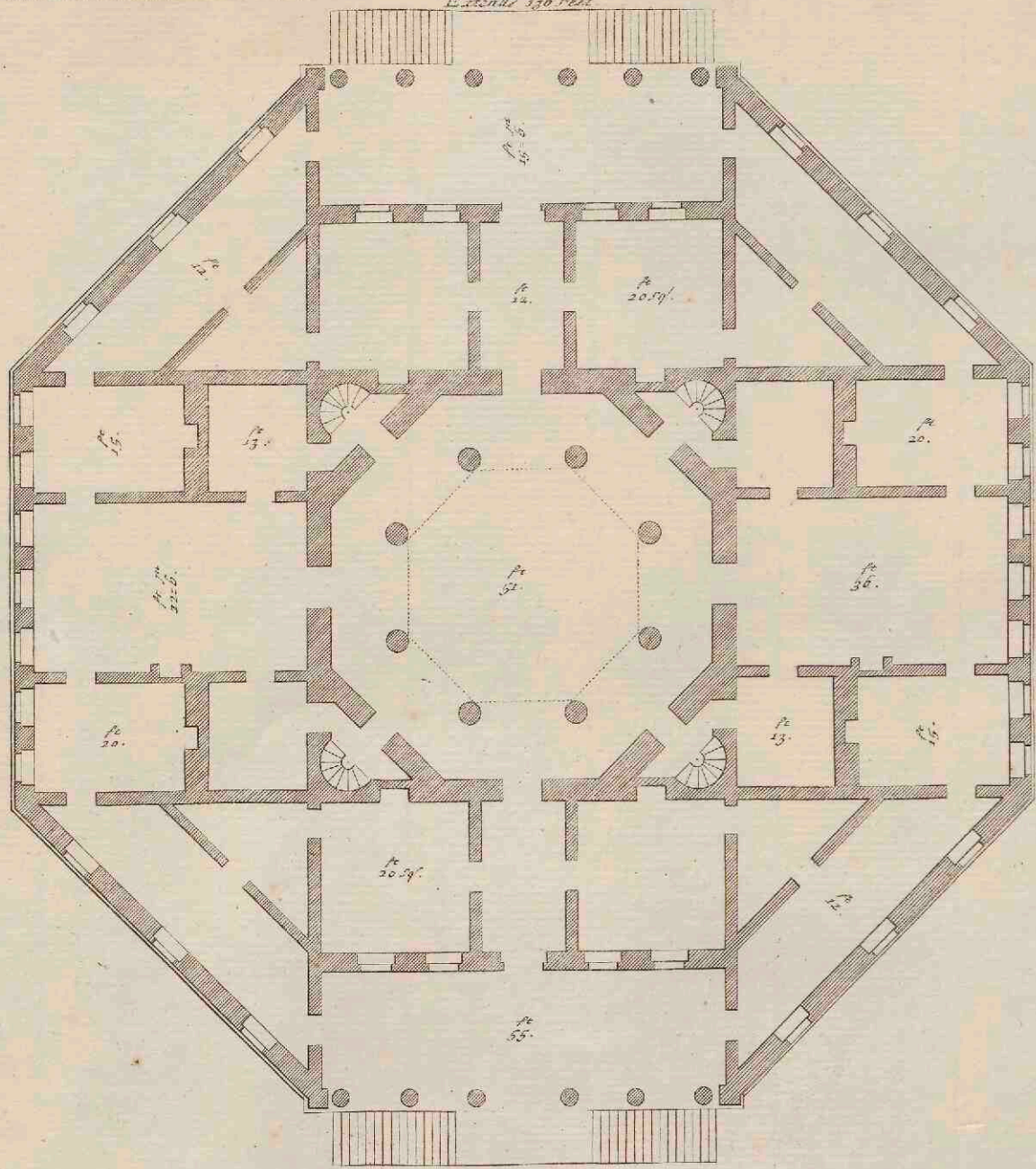






Extends 102 feet.



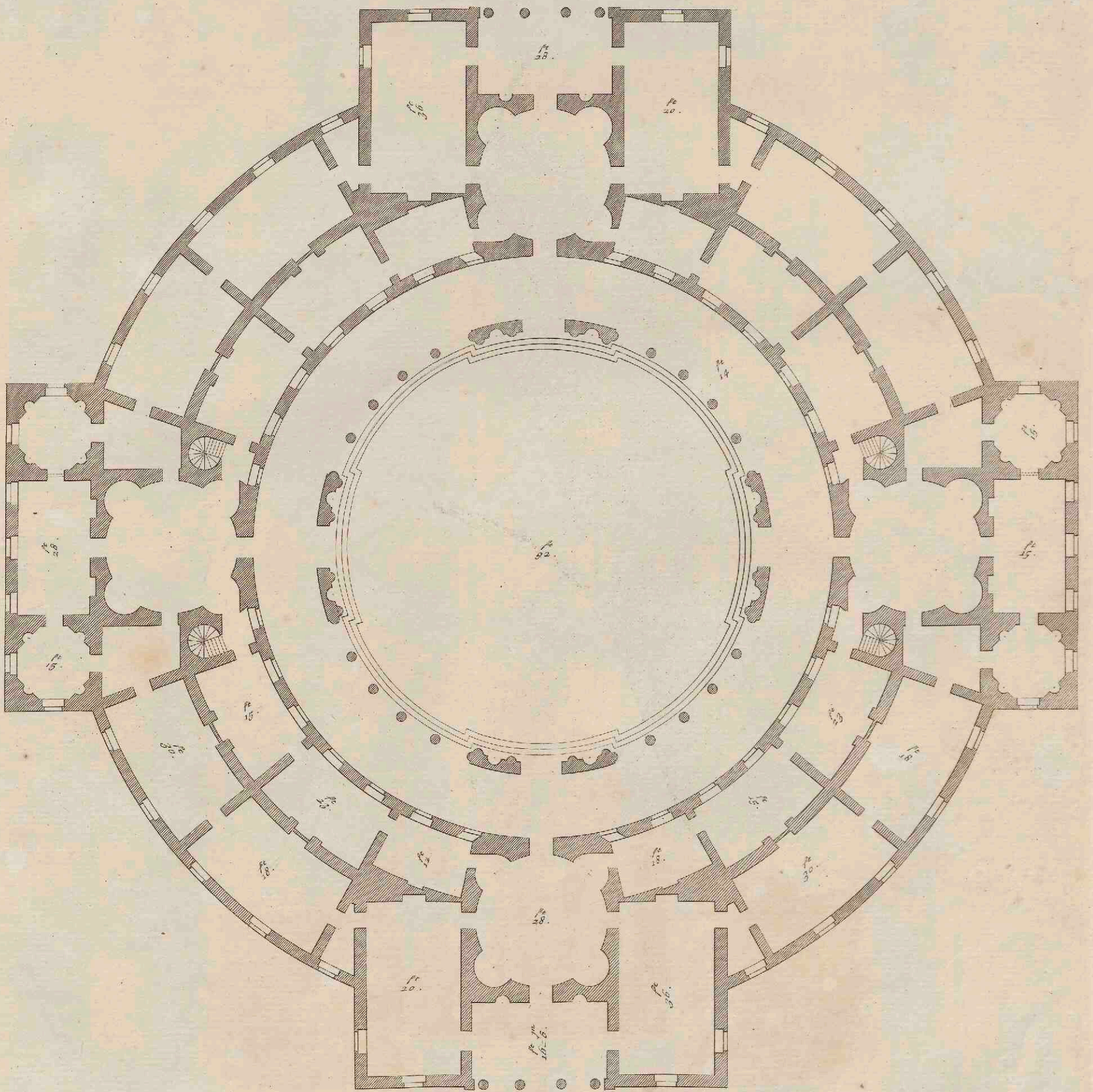
10 20 30 40 50 60 Feet.



10 20 30 40 50 60 Feet.



Extends 226 feet.





10 20 30 40 50 Feet.

J. Jones Architectus.

H. Filicost-Delin.


H. Hulstbergh Sculp.



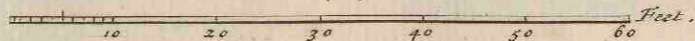
T. Jones Architectus.


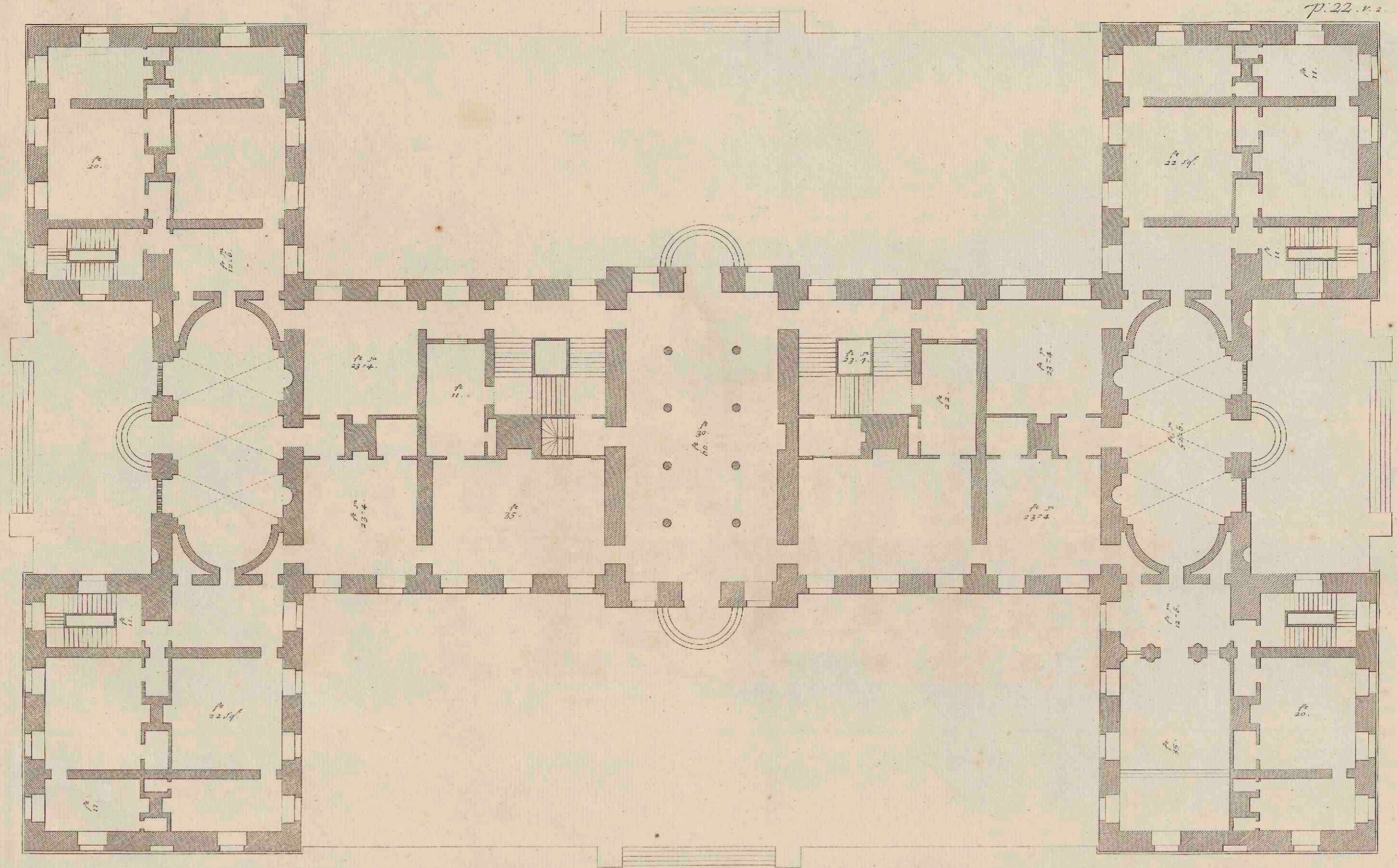
H. Flitcroft Delin.

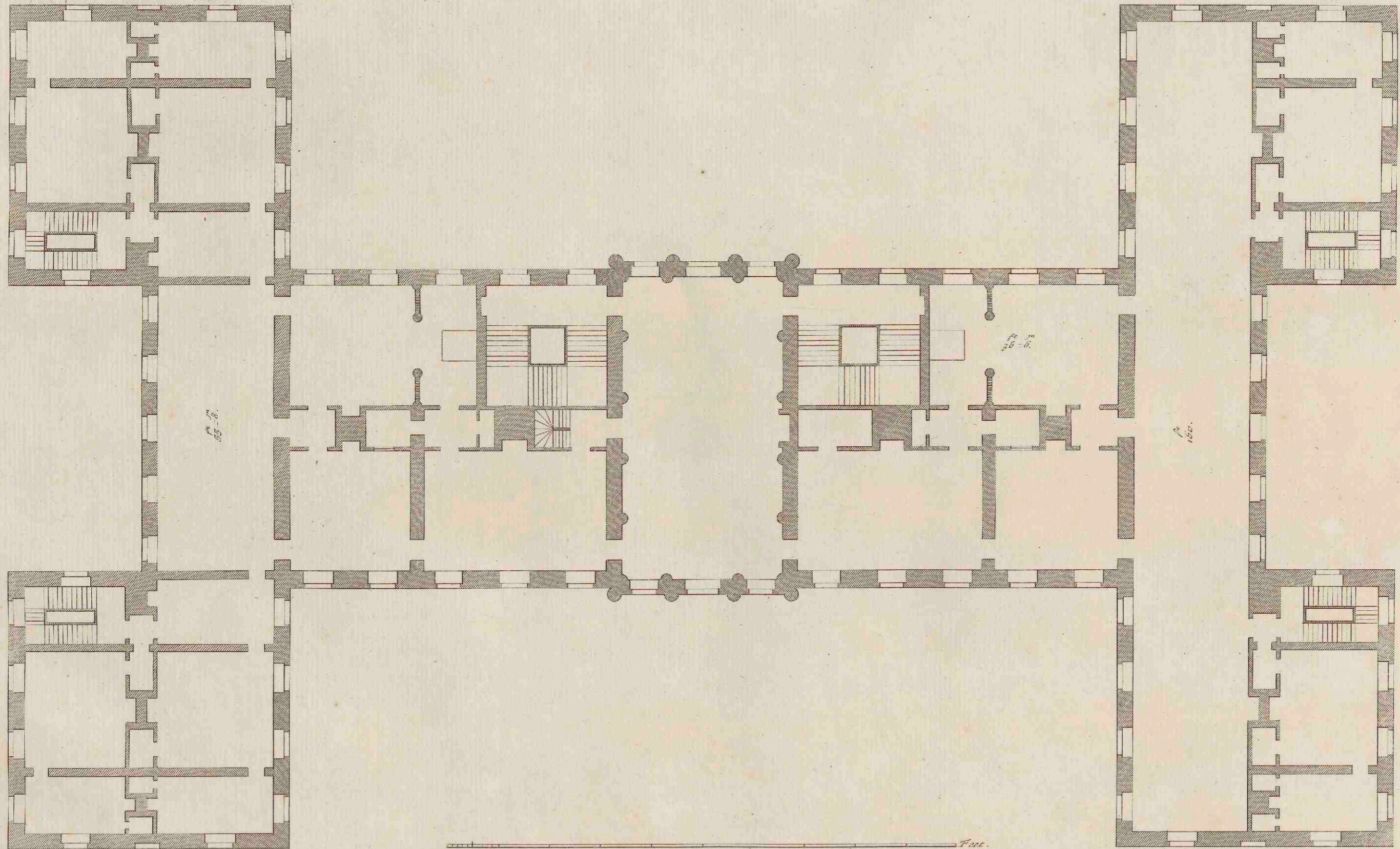
J. Hullsbergh Sculp.




Extends 176 feet.

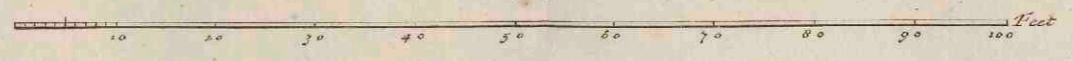




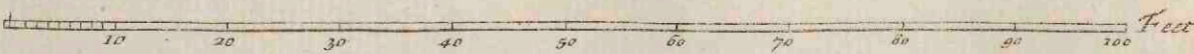
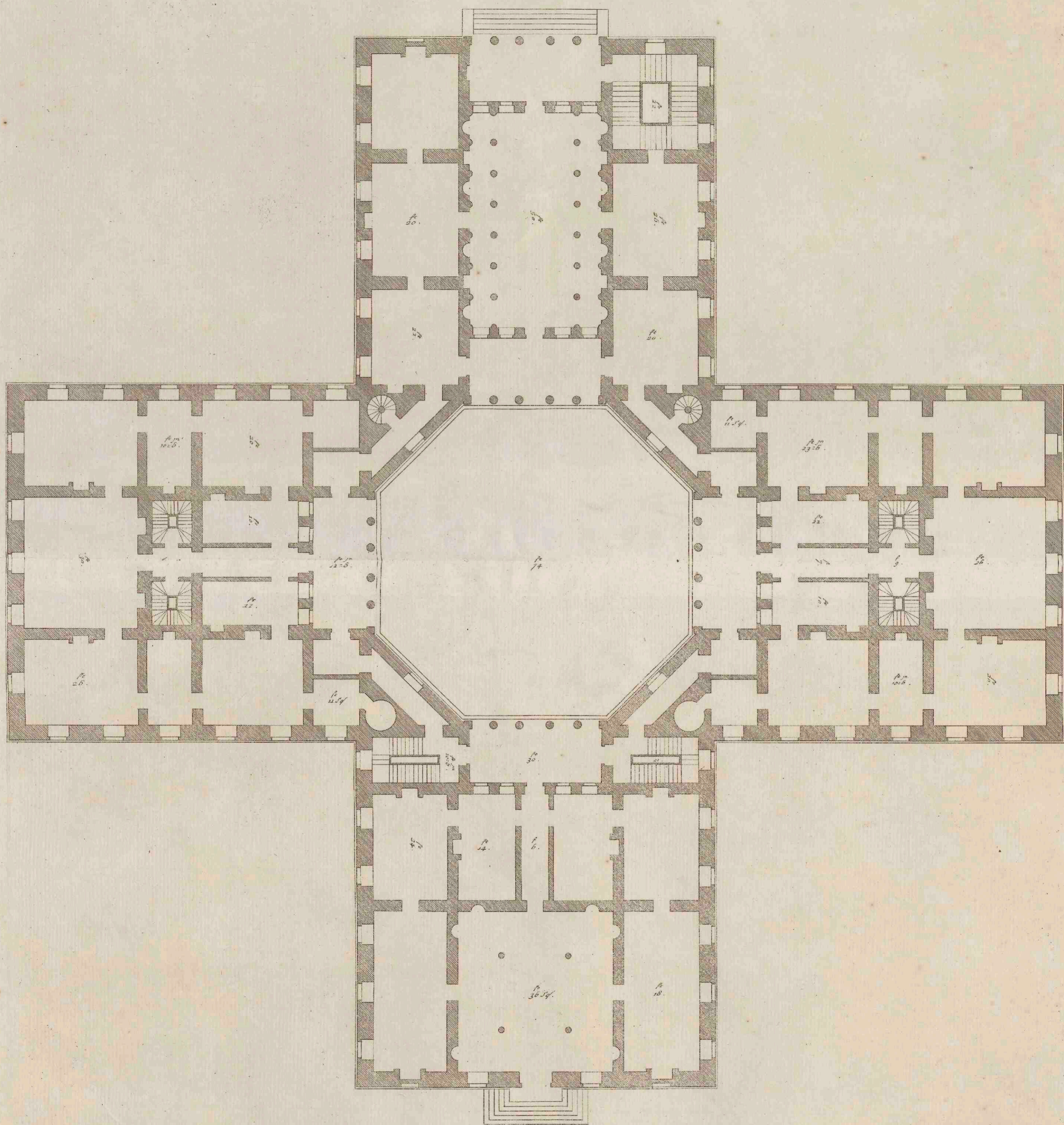




Extends 272 feet.

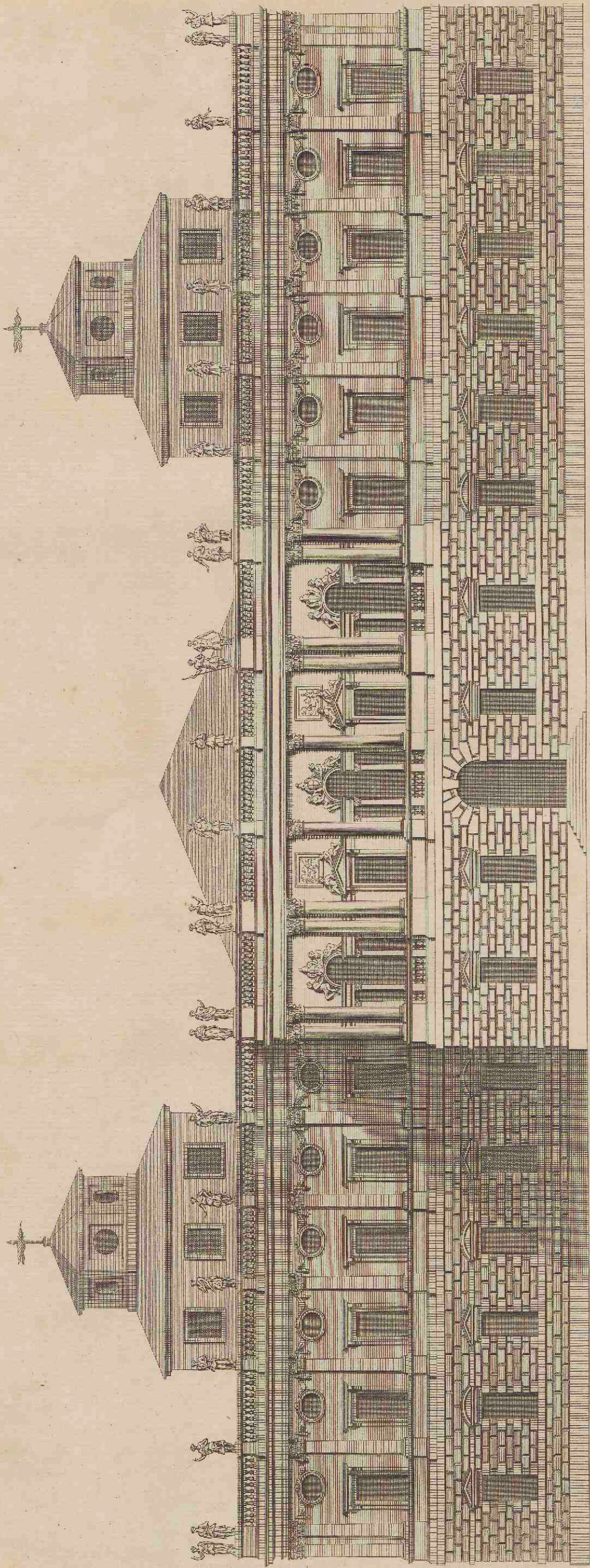


p. 25. v. 2.



p. 26. v. 2.

p. 27 n. 1.



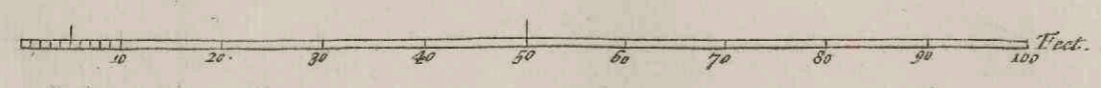
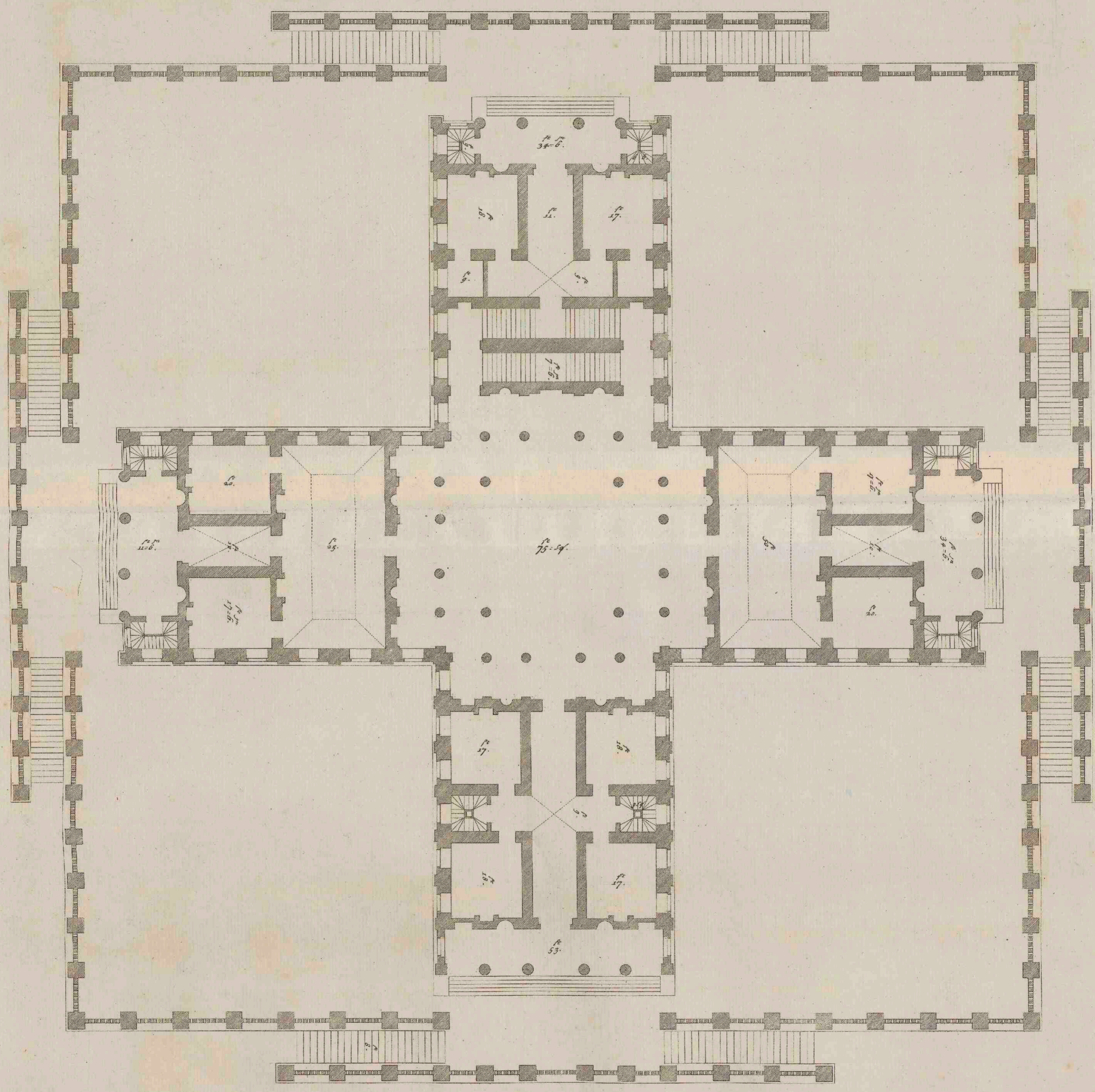
Extends 242 feet.

J. Jones Architectus.

H. Flaxcroft Delin.

H. Mulberg Sculp.

p. 28. n.




I. Jones Architectus.


H. Flitcroft Delin.

H. Hulstbergh Sculp.

n. n. v. d.



Front Extend. 210 feet.

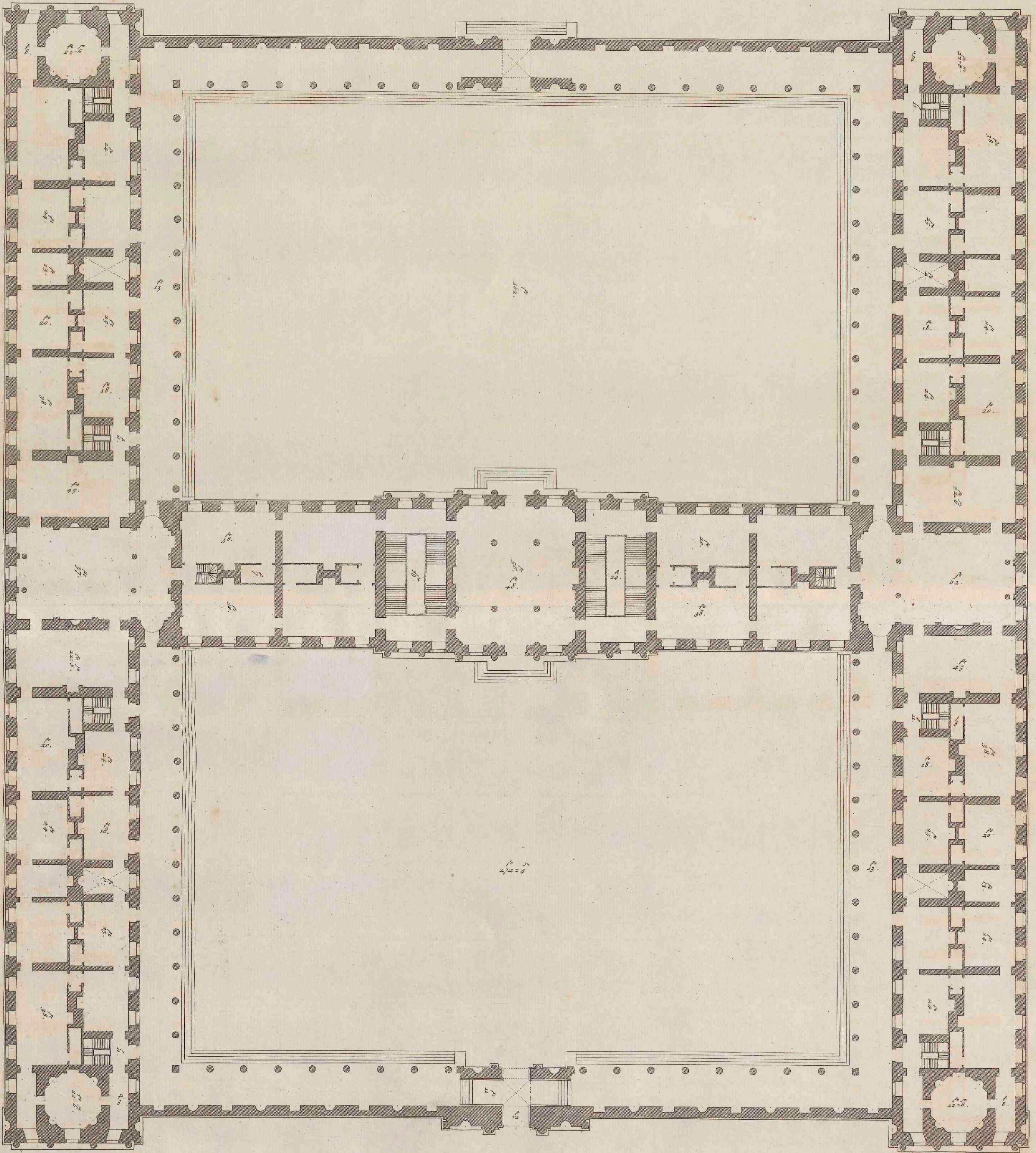


I: Jones Architectus.

H: Flitcroft Delin.

II: Hulstbergh Sculp.

1796



10 20 30 40 50 60 70 80 90 100 Feet.


J. Jones Architectus.

H. Fildes Delin.


H. Muldergh Sculp.

1796

733-1-2




Extends 411-8.



I. Jones Architect.

II. Elmer of Dublin.

III. Halfpenny Sculptor.



Court 80 feet.


J. Jones Architectus

H. Flitcroft Del.

H. Hulstbergh Sculp.

P. 35. v. 2.

P. 36. v. 2.




Extends 158 feet.




L. Jones Architectus.

H. Flitcroft Delin.

H. Hulstburgh Sculp.





Extends 388 feet


I. Jones Architectus.

H. Hittorf Delin.

H. Hulsvorgh Sculp.

P. 41. v. 2.

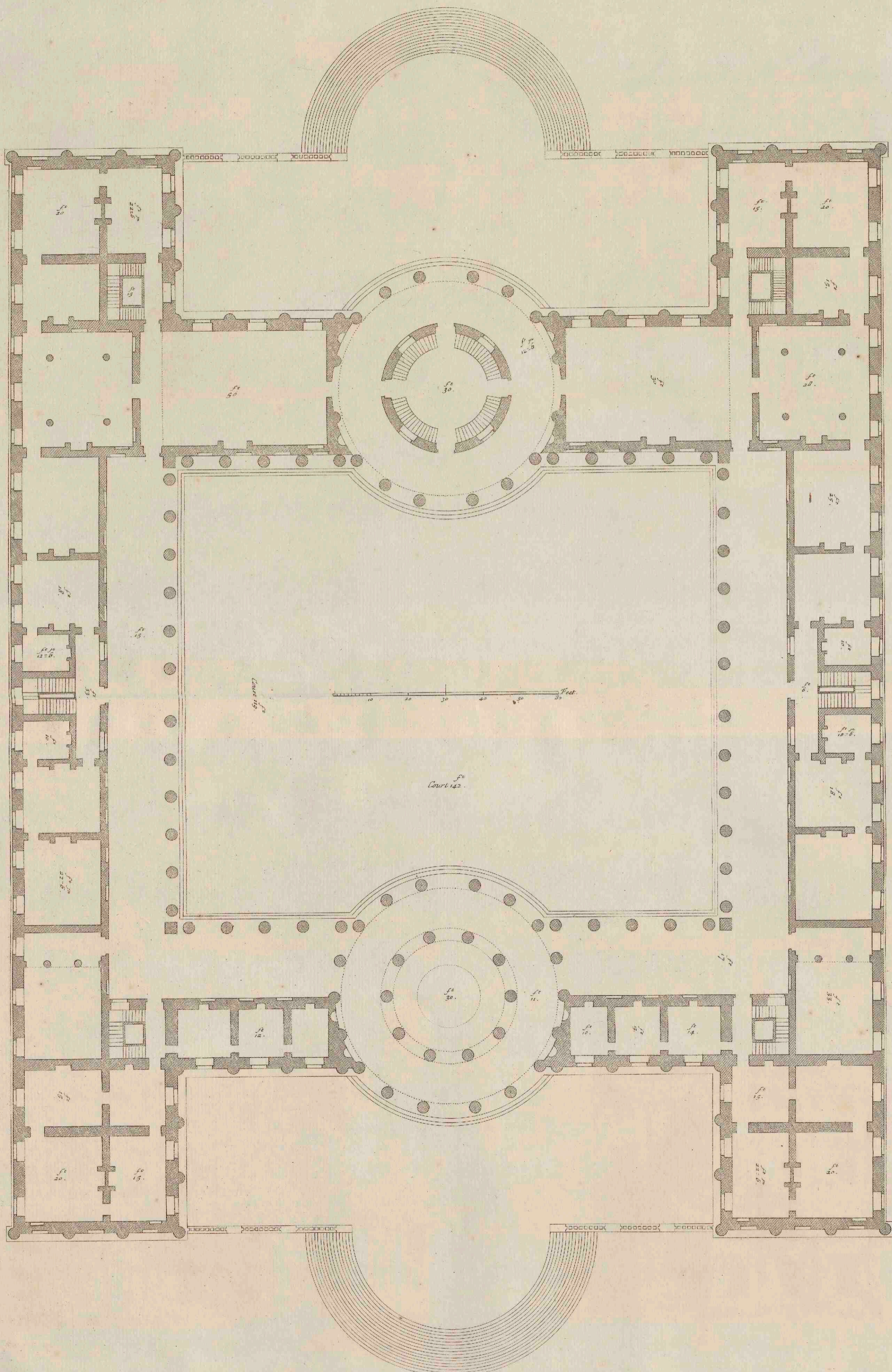
P. 42. v. 2.




J. Jones Architectus.


H. Ellicroft Delin.

H. Hulbergh Sculp.





Extends 231 feet.




Extends 285 feet.

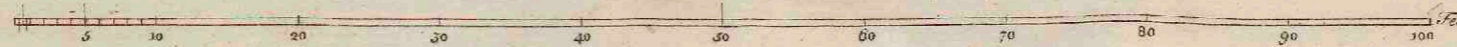
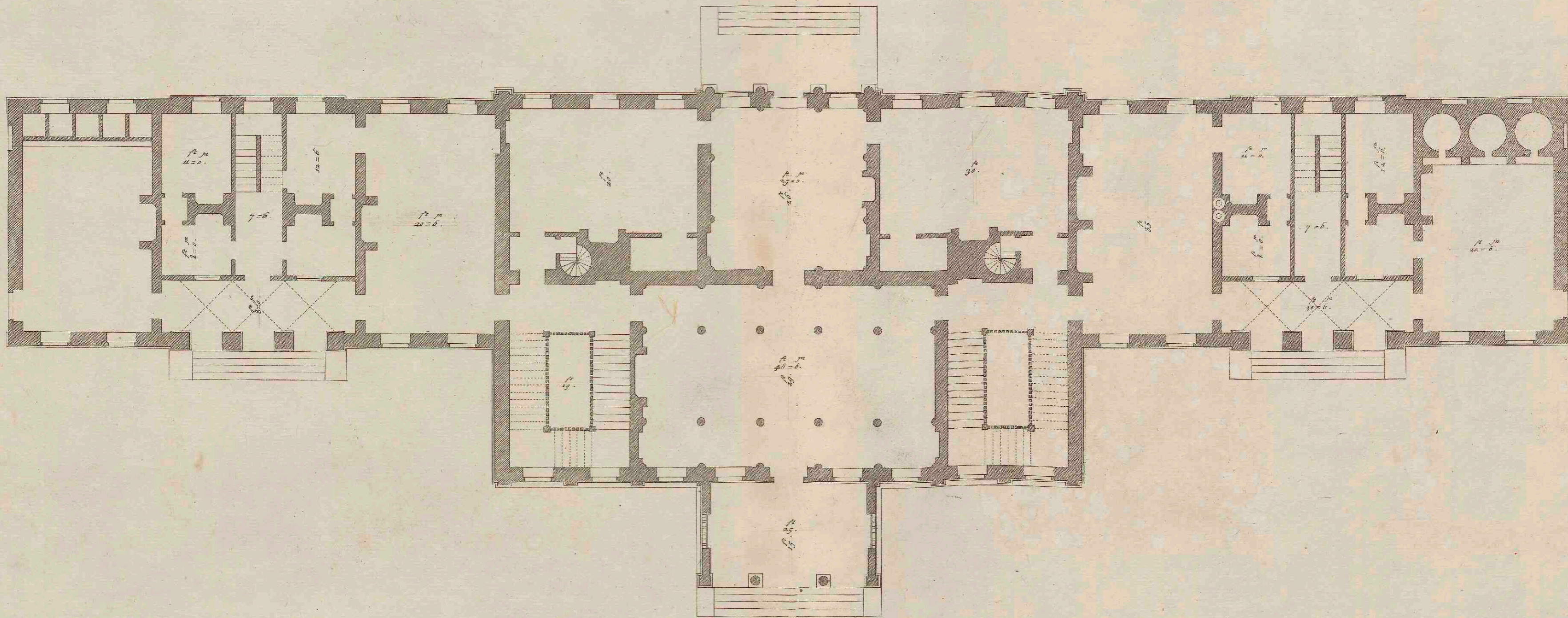
I. Jones Architectus.

II. Flucroft delin.


III. Hufsbbergh Sculp.




Extend 148 Feet.



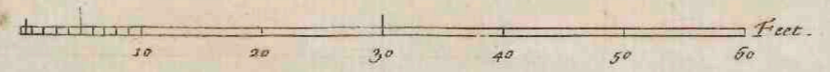
p. 51. v. 2.



Extends 166 feet.



feet
24.6
f
166.




Burlington Architectus.

H. Flitcroft delin.

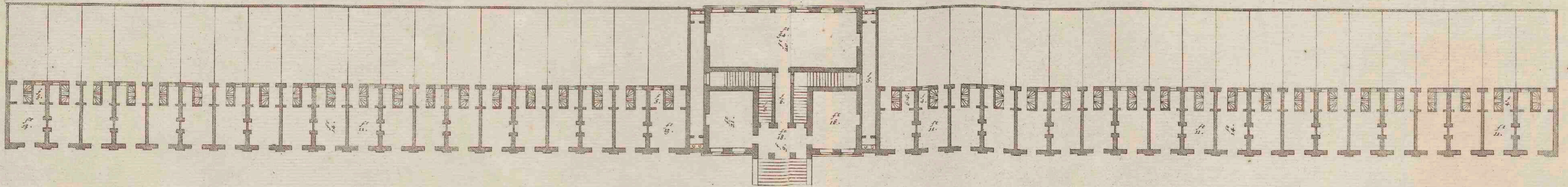
H. Hulshbergh Sculp.

p. 52. v. 2.

p. 53. v. 2.



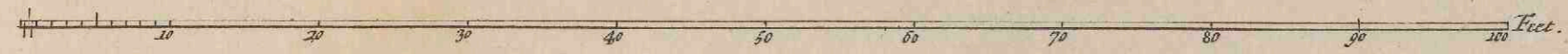
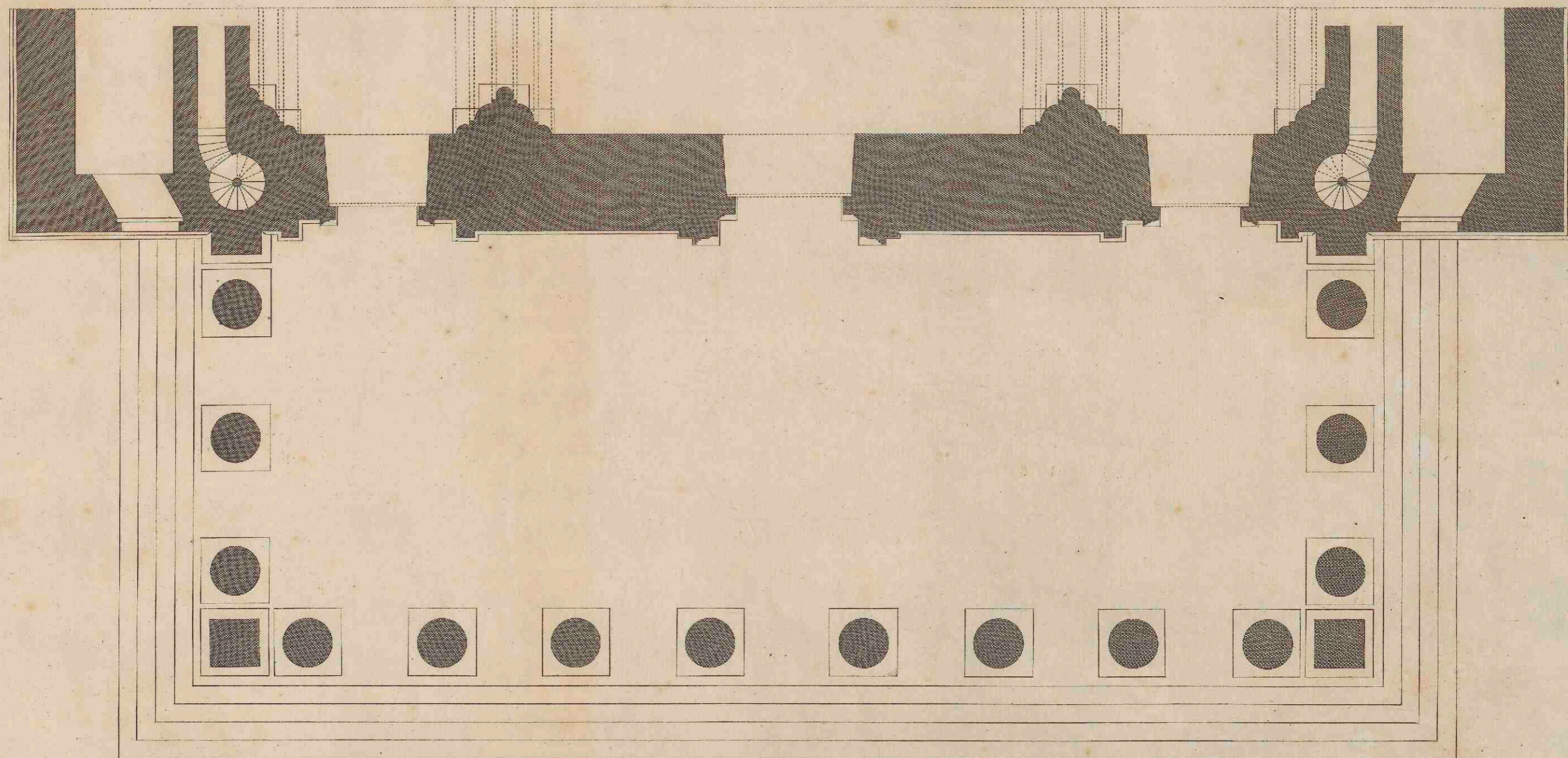
Extends 85 feet.



Burlington Architectus

H. Pilsner Dublin

J. Cole Sculp




I. Jones Architectus.


H. Flitcroft delin.

H. Hulshbergh Sculp.

1755



CAROLUS D.G. MAG. BRIT. FRAN. ET HIBER. REX F.D. TEMPLUM SANCTI PAULI VETUSTATE CONSUMPTUM RESTITUIT ET PORTICUM FECIT.



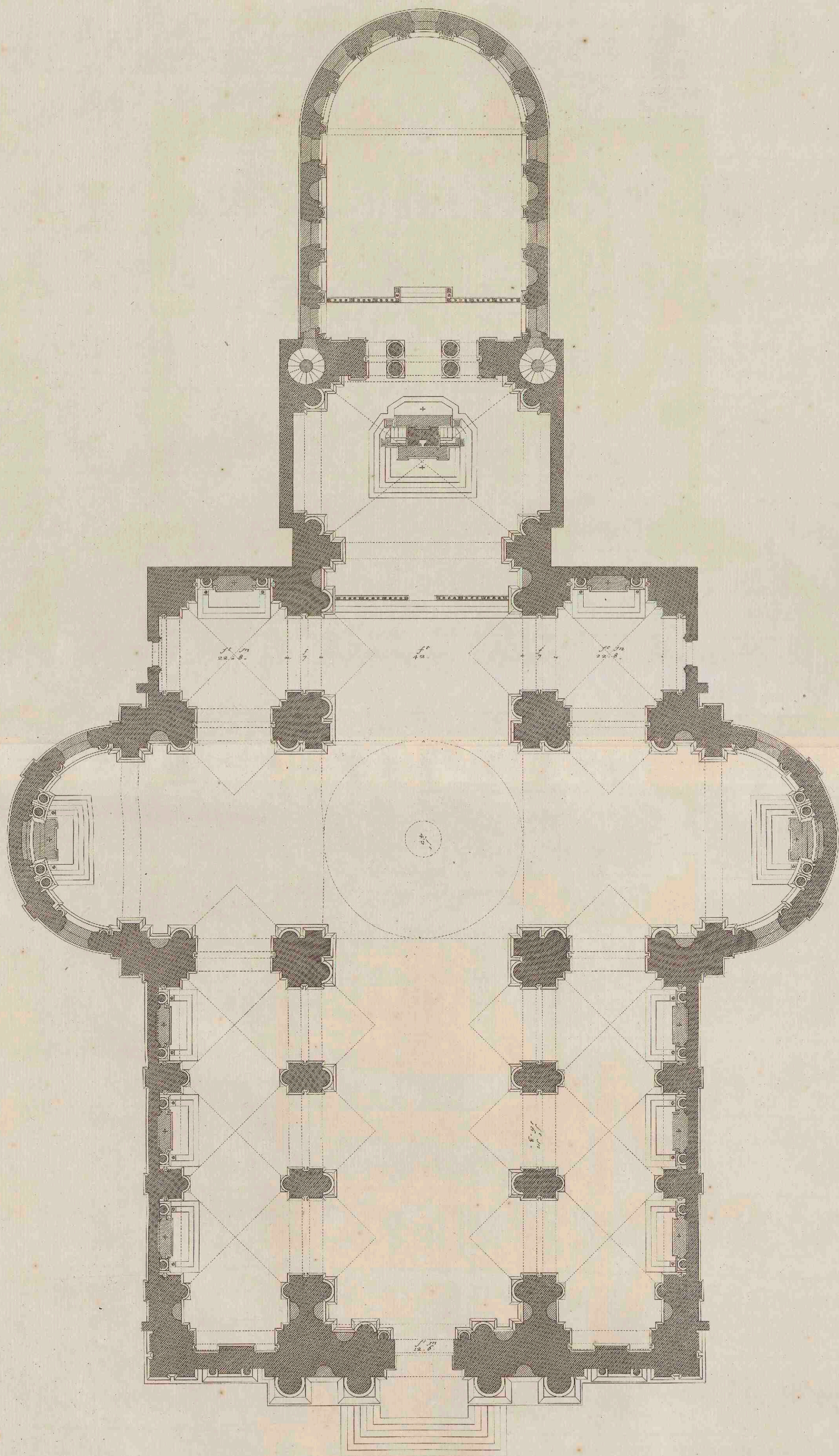
I. Jones Architectus.

H. Flitcroft Delin.

II. Hullsbergh Sculp.

1755

p. 57. n. 2.




A. Palladio Architectus

H. Filicraft Delin

H. Hulstbergh Sculp

p. 58. n. 2.



Extends. 116. feet.


A. Palladio Architectus.

H. Fliteroft Delin.

H. Hulskergh Sculp.

p. 60. v. 2.

p. 61. v. 2.




Extends 295 feet.

A. Palladio Architectus

H. Flitcroft Delin.

H. Hulsbergh Sculp.



Extende 175 feet.

A. Palladio Architectus.

H. Filicraft Delin.

H. Hulbergh Sculp.